




## GLASS FABRICATION SUPPLIES AND EQUIPMENT



GO BEYOND THE EDGE

**S**  **LEM**

FABRICATION SUPPLIES

## About Salem

We are more than a fabrication machinery and tooling distributor or supplier. Salem Fabrication Technologies Group, Inc. (SFTG) has built our reputation on 89 years of experience and wealth of product and process knowledge—expertise unique to a single company. The Salem team takes a guided approach to preparing glass fabricators and glazing professionals for peak performance with quality tooling, material handling equipment, supplies and machinery solutions.

Our company is structured into two divisions to better serve the changing needs of our customer — Salem Fabrication Supplies and HHH Equipment Resources. Salem Fabrication Supplies handles the tooling and supply side of the glass industry and is the strategic partner you need for your production process goods and materials. HHH Equipment Resources provides innovative technology through a full line of glass processing equipment as well as unmatched technical support and service.

With field experience, process expertise, commitment to serving fabricator needs and strong manufacturer relationships, we source only top-notch equipment, tooling and supplies to help glass fabricators, glazing professionals and others edge ahead. Thanks to deep tooling knowledge, easy ordering, inventory management and accountable customer service, partnering with Salem eliminates many business road blocks.

As a 100% employee-owned, American-based company, our dedicated Salem team has a vested interest in helping your business achieve success and GO BEYOND THE EDGE for years to come.

### Salem's Core Focus:

Enriching the quality of our Owners' lives by helping our customers succeed. We do this through delivering world class glass fabricating machines, tooling, supplies and service.

### Salem's Core Values:

- Customer Focused
- Accountable
- Do the Right Thing
- Hungry for Achievement
- Humbly Confident

**SALEM**  
FABRICATION TECHNOLOGIES GROUP



# TABLE OF CONTENTS

<b>Diamond Products</b> .....	4	<b>Polishing Products</b> .....	48
Diamond Wheels.....	4	Cerium Science and Preparation .....	49
Standard Router Bits .....	6	Cerium .....	52
CNC Trap Router Combinations .....	7	Felt Polishing Wheels .....	54
Forvet Specific Router Bits.....	7	Composition Polishing Wheels.....	56
Core Drill Bits.....	8	<b>Abrasives</b> .....	58
Countersinks .....	9	Fixed.....	58
<b>Suggested Tooling Setups</b> .....	10	Loose.....	61
KODIAK®.....	11	<b>Glazing Supplies</b> .....	62
Bovone .....	14	Invisible Shield® PRO 15 Protective Coating.....	66
Bavelloni / Glaston .....	25	<b>Laminating Supplies</b> .....	67
Neptun.....	30	<b>Window Glass Products</b> .....	68
Besana .....	32	Approved Cutting Fluids.....	68
Bottero.....	34	<b>Material Handling</b> .....	70
Deway.....	36	Wood's Powr-Grip™ .....	70
Hiseng.....	37	Gorbel® .....	73
Schiatti .....	38	Groves Incorporated.....	74
Lattuada .....	40	<b>Equipment and Service</b> .....	76
Fushan.....	42	Dual Belt Glass Seamers .....	76
Zanetti Bismatic .....	42	Fratelli Pezza Markers.....	76
CNC and Manual Shape Machines .....	43	HHH Equipment Resources .....	78
<b>Coolants</b> .....	44		






# DIAMOND PRODUCTS

## Diamond Wheels

Through partnerships with diamond wheel manufacturers, equipment manufacturers and users, Salem Fabrication Supplies is the top qualified choice to assist customers in their search for increased diamond wheel productivity. The latest manufacturing technologies are utilized to build speed, quality finish, and long life into all of our diamond wheels. Salem offers premium diamond wheels for edgers and bevelers across a wide range of popular machinery lines. If you require a special wheel, Salem is uniquely capable of providing the proper configuration, diamond grit size, exact degree of bond hardness, and depth of diamond to meet your requirements.

See our Suggested Tooling Setup section starting on page 10 to learn more.



The cutting surface of a diamond wheel is composed of diamond particles impregnated into a bonding matrix. This bonding matrix is the one variable that most greatly influences the cutting characteristics of any diamond wheel. The flat glass industry employs two types of basic bonds: resin and metal.

## Metal Bonded

Metal bonded diamond wheels utilize bronze, iron or steel with fillers to generate free cutting action. It has exceptional durability and is normally used in primary grinding stations where high stock removal is required. Available with different hardnesses and in both cup and peripheral configurations.



## Resin Bonded


Resin bonded wheels are constructed from a thermo-set phenolic or high temperature resin. Resin bonds are readily formed, trued and are free cutting and typically used in secondary (pre-polish) grinding stations. The function at these positions is to remove sub-surface damage and to re-orient the scratch pattern from the metal bond wheels, and thereby present a blended surface to the polishing section. Available with different hardnesses in cup configurations.

## Cup Wheels

Cup wheels are used for grinding bevels and flat edges. The cup wheel configuration allows for total grinding surface contact with the glass surface. This alignment greatly reduces the need for re-truing and increases the processing capabilities of a wider range of glass thicknesses.

## Peripheral Wheels

Peripheral wheels are primarily used for producing pencil, and ogee shapes, as well as flat edges. Due to the orientation of the diamond wheel to the glass edge, peripheral wheels will wear in a non-uniform manner. With proper maintenance and wheel selection, the severity of this wear can be minimized.



Typically, synthetic diamonds are used in industrial applications. Manufacturers of synthetic diamonds are able to control overall particle integrity. The diamonds produced have a monocrystalline structure, produced under high pressure and temperature. The particles have a strong blocky cubo-octohedral shape with pronounced cutting edges. This whole crystal offers the ultimate in abrasive strength and is developed with a multi-edge cutting surface that refuses to peel away into worthless small diamond particles.

## Basic Technology

Diamond wheels are used for grinding edge profiles, bevels and for any other shaping process in the fabrication of glass components and products.

Diamond tooling refers to core drills and router bits that are also used in many glass fabrication applications.

Both of these diamond product lines (wheels and tools) utilize industrial diamond particles fixed in place by either metal or resin bonding. The metal or resin bonded diamond sections are permanently attached to hubs or adapters that facilitate mounting to a particular machine.

## Wheel Dimensions

The key dimensions of a diamond wheel usually include:

- Outside diameter
- Total thickness
- Arbor hole diameter
- Diameter and location of pin holes, if present
- Thickness/width of the bond section

## Wheel Components

Diamond wheels have two primary parts: the metal or plastic hub, for attachment to a grinding spindle, and the bond section with diamonds precisely distributed throughout.

Coarse wheels, designed for high stock removal, have diamonds in the 60-100 grit range, while fine wheels, to produce a polish-ready finish, have diamonds as fine as 15-20 microns.



The listing of the key dimensions usually follows the DTH convention – Diameter x Thickness x Hole. For example, a wheel has an 150 mm diameter, is 45 mm thick, with a 22 mm arbor hole would be shown as 150x45x22 mm. Some prefer to add "ah" to emphasize that the final dimension denotes the arbor hole, e.g., 150x45x22 mm ah. Others may omit the units and just show 150x45x22ah.

## Bond Width

Resin wheels use a standard 15 mm bond width and a narrow-bond 10 mm width. Narrow-bond wheels cut faster but yield shorter life. They are typically used to produce 1/2" and other narrow bevels.

## Slots

Resin bonds are available with a solid bond or a bond with slots that go partially across the bond surface. Wheels with slots that start at the inner edge of the bond are referred to as "slotted". Slotted wheels are often used in the final one or two positions to improve the finish quality.


**Open Segment:** If the slot starts at the outer edge of the bond, the wheel is called Open-Segment.

**Turbo:** Typically there are only 5 or 6 slots. Wheels with more than 6 or 7 slots are called Turbo wheels.

**Superior:** Wheels that feature a "S" pattern on the cutting band are part of our Superior line. This pattern allows for the wheel to have a different point of contact while rotating, and was specifically designed for the removal of interlayer when processing laminated glass. These wheels also perform very well on monolithic glass.

## Bond Depth

Standard bond depth for resins is 10 mm, but 15 mm depth bonds are available for longer life.



## Salem XHS Premium High-Speed Router Bits

This new line of high-speed routers, developed exclusively for Salem Fabrication Supplies, provides unbeatable performance in high production environments. The XHS line is capable of speeds of up to 1 meter/minute and helps improve process times and production capabilities.



Salem XHS Router Bits Standard Parameters

Ø	Glass Thickness	RPM	Feed Rate
8 mm	4 - 5 - 6 mm	8,350	0.35 - 0.5 m/min
	8 - 10 - 12 mm	8,350	0.25 - 0.35 m/min
	15 - 19 mm	8,350	0.15 - 0.25 m/min
10 mm	4 - 5 - 6 mm	8,600	0.7 - 1.0 m/min
	8 - 10 - 12 mm	8,600	0.5 - 0.7 m/min
	15 - 19 mm	8,600	0.3 - 0.5 m/min

The standard working parameters listed on these charts are only for Salem XHS router bits and may need adjustment depending on the working conditions.

Ø	Glass Thickness	RPM	Feed Rate
12 mm	4 - 5 - 6 mm	9,300	0.7 - 1.0 m/min
	8 - 10 - 12 mm	9,300	0.5 - 0.7 m/min
	15 - 19 mm	9,300	0.3 - 0.5 m/min
14 mm	4 - 5 - 6 mm	8,000	0.7 - 1.0 m/min
	8 - 10 - 12 mm	8,000	0.5 - 0.7 m/min
	15 - 19 mm	8,000	0.3 - 0.5 m/min
15 mm	4 - 5 - 6 mm	7,500	0.7 - 1.0 m/min
	8 - 10 - 12 mm	7,500	0.5 - 0.7 m/min
	15 - 19 mm	7,500	0.3 - 0.5 m/min
16 mm	4 - 5 - 6 mm	7,000	0.7 - 1.0 m/min
	8 - 10 - 12 mm	7,000	0.5 - 0.7 m/min
	15 - 19 mm	7,000	0.3 - 0.5 m/min
20 mm	4 - 5 - 6 mm	5,600	0.7 - 1.0 m/min
	8 - 10 - 12 mm	5,600	0.5 - 0.7 m/min
	15 - 19 mm	5,600	0.3 - 0.5 m/min

## Mill Router Bits

Size	Segments	Item #
10 x 22 mm	4	DR940P
10 x 27 mm	3	DR103P
10 x 27 mm	3	DRG10
10 x 30 mm	3	<b>DRG103XHSDD</b>
14 x 40 mm	4	DR14P
14 x 40 mm	4	DRG14
14 x 45 mm	4	<b>DRG144XHSDD</b>
20 x 40 mm	4	DR20P
20 x 40 mm	6	DRG20
20 x 40 mm	6	DR206P
20 x 45 mm	6	<b>DRG206XHSDD</b>



Additional options available. Contact Salem for more information.

**Highlighted items** are from our Salem XHS premium line.

## Trap Router Bits

Ø	Glass Thickness	Item #
10 mm	6 mm	DR149TRP
14 mm	6 mm	DR141TRP
14 mm	10 mm	DR143TRP
14 mm	12 mm	DR144TRP
14 mm	19 mm	DR145TRP



Additional options available. Contact Salem for more information.





## CNC Trap Router Combinations

Our CNC trap router combinations are for routing, edging and seaming out small notches and holes in glass. Trap routers are primarily used on shower doors for notching and edging hinge cut outs on CNC equipment at high RPM's. To ensure excellent grinding and finishing, RPM rates could vary depending on the thickness of the material.

Ø	Mill Router Length	Segments	Glass Thickness	Item #
12 mm	25	3	10 mm	DR920TRCP
12 mm	25	3	12 mm	DR896TRCP
15 mm	25	4	10 mm	DR814TRCP

Additional options available. Contact Salem for more information.


## Forvet

Our tooling suppliers possess a wealth of experience enabling them to develop innovative solutions for specialized glassworking machinery. In an economy where every dollar counts, you won't find a better value in diamond tooling for your Forvet equipment. Our router bits deliver the highest return for your tooling investment with more speed, more life and more production.



## Mill Router Bits Forvet

Size	Segments	Item #
12 x 20 mm	3	DRG123
15 x 20 mm	6	DRG156
15 x 27 mm	6	<b>DR15FDD</b>
16 x 20 mm	4	DRG164
16 x 20 mm	4	DR161P
20 x 20 mm	4	DRG204
20 x 20 mm	4	DR204P
20 x 20 mm	6	DRG206



Additional options available. Contact Salem for more information.

**Highlighted items** are from our Salem XHS premium line.

## Trap Router Bits Forvet

Ø	Glass Thickness	Item #
15 mm	6 mm	DR200TRFLP
15 mm	10 mm	DR201TRFLP
15 mm	12 mm	DR212TRFLP
20 mm	10 mm	DR205TRFLP
20 mm	12 mm	DR204TRFLP
25 mm	6 mm	DR208TRFLP



Additional options available. Contact Salem for more information.

## Core Drill Bits

Of all the variables that influence diamond core drill performance, surface speed (RPM) and the condition of the drill bit cutting surface have the greatest effect. Selecting the optimum speed is essential to diamond core drill performance and life. Utilizing the proper drill speed will increase productivity by reducing cycle times, breakage and down time for bit replacement. Drilling at the proper RPM will also extend the life of the core drill by allowing it to wear at the optimal rate. Contact Salem for the manufacturer recommended RPM for your drill.

Salem offers 69, 75 and 95 mm OAL core drills in a wide variety of diameters. Contact us for additional sizes and availability.



### 69, 75 and 95 mm Overall Length

Size (mm | inch)

3.15 mm   1/8"	16 mm	35 mm	64 mm
3.5 mm	17.5 mm   11/16"	36 mm	67 mm
4.7 mm   3/16"	19 mm	36.5 mm	70 mm
5 mm	19.05 mm   3/4"	38 mm	76 mm
6.3 mm	19.5 mm	40 mm	78 mm
6.35 mm   1/4"	20 mm	41.25 mm   1-5/8"	83 mm
7 mm	21 mm	42 mm	85.3 mm
8 mm	22.3 mm - 7/8"	45 mm	89 mm
9 mm	23 mm	46 mm	90 mm
9.5 mm   3/8"	23.8 mm   15/16"	47.5 mm	100 mm
10 mm	25 mm	48 mm	102 mm   4"
11 mm	25.4 mm   1"	50 mm	104 mm
12 mm	26 mm	50.8 mm   2"	108 mm
12.7 mm   1/2"	27 mm	51 mm	114.3 mm   4-1/2"
13 mm	28 mm	54 mm	125 mm
14 mm	28.6 mm   1-1/8"	57 mm   2-1/4"	135 mm
15 mm	30 mm	60 mm	140 mm
15.9 mm   5/8"	30.16 mm   1-3/16"	63.5 mm   2-1/2"	160 mm

Contact Salem for additional sizes and availability.

## Core Drill Bits – Standard Diameters

Salem offers top-quality core drill bit options, from Italian manufacturers, in a wide variety of diameters.

Additional options available including 69 mm OAL and other size configurations. Contact Salem for more information.



### Standard Diameters (75 mm OAL)

Ø	Item #
4.7 mm	DD4.7
6.35 mm	DD6.35
8 mm	DD8
9.5 mm	DD9.5
10 mm	DD10
12.7 mm	DD12.7
14.3 mm	DD14.3
15.9 mm	DD15.9
19.05 mm	DD19.05
22.3 mm	DD22.3
25.4 mm	DD25.4
50 mm	DD50

### Standard Diameters (95 mm OAL)

Ø	Item #
4.7 mm	DD4.7L
6.35 mm	DD6.35L
8 mm	DD8L
9.5 mm	DD9.5L
10 mm	DD10L
12.7 mm	DD12.7L
14.3 mm	DD14.3L
15.9 mm	DD15.9L
19.05 mm	DD19.05L
22.3 mm	DD22.3L
25.4 mm	DD25.4L
50 mm	DD50L

Additional options available. Contact Salem for more information.



### Countersinks

- 0-35 mm – countersink cone – 90°
  - 75 mm OAL ..... DD35V
  - 95 mm OAL ..... DD35VL
- 0-60 mm – countersink cone – 90°
  - 75 mm OAL ..... DD60V
  - 95 mm OAL ..... DD60VL



### Adapter

Precision machined core drill adapter allows Belgium Mount core drills to be used with conventional drill press chuck. (3/8" min.) Increases overall length of core drill by approximately 1 1/8".

..... ADAPT-02-3




### Extension

Solid brass, precision machined core drill extensions increase the overall length of any Belgium Mount core drill by 20 mm.

..... ADAPT-02-2


## Diamond Tool Dressing Procedure

- 1 Soak dressing stick or block in coolant
- 2 Turn off coolant supply to diamond tool
- 3 Turn on diamond tool and allow to reach full-speed
- 4 Turn off diamond tool
- 5 Apply dressing stick to coating diamond tool, or in the case of core drills, lower bit into dressing block with enough pressure to slowly bring to a complete stop
- 6 Repeat if necessary



# SUGGESTED TOOLING SETUPS

- KODIAK® ..... 11
- Bovone ..... 14
- Bavelloni / Glaston ..... 25
- Neptun ..... 30
- Besana ..... 32
- Bottero ..... 34
- Deway ..... 36
- Hiseng ..... 37
- Schiatti ..... 38
- Lattuada ..... 40
- Fushan ..... 42
- Zanetti Bismatic ..... 42
- CNC and Manual Shape Machines ..... 43



# REDEFINE PRODUCTIVITY

## A New Line of Premium Fabrication Machinery from HHH Equipment Resources

Over 100 years of glass processing equipment and supplies knowledge and expertise come together to bring you the KODIAK® line of glass fabrication machinery. This NEW line of high-quality edgers, edger/miterers and bevelers offers exceptional edge quality, competitive production speeds and a proven track design.

Built for continuous operation, the KODIAK® machinery line, along with our robust premium tooling setups, will redefine your standards of productivity.

Contact us today to learn more about this exciting new line of machinery!

HHH Equipment Resources is a division of Salem Fabrication Technologies Group, Inc.

For a more detailed look at the new KODIAK® machinery line see page 79.

Contact us today for more information.



# KODIAK®



### KODIAK® Machinery Line

10 Cup Wheel Edger.....	KODIAK® 10
10 Cup Wheel Edger/Miterer.....	KODIAK® 10-45
12 Cup Wheel High-Speed Edger .....	KODIAK® 12HS
14 Cup Wheel Edger/Miterer .....	KODIAK® 14-45
11 Wheel Beveler.....	KODIAK® 371


# KODIAK®

## KODIAK® 10 flat











	Description	Premium	
1	Diamond Cup Wheel – Metal (segmented) 150x45x22ah   100/120 grit	DCT1SC	Flat
2	Diamond Cup Wheel – Metal (segmented) 150x45x22ah   170/200 grit	DCT2SC	
3	Diamond Cup Wheel – Resin (slotted) 150x45x22ah   200 grit	DCT23LFC	
4	Diamond Cup Wheel – Metal Arris (continuous) 150x45x22ah   325 grit	DCT1AA	Arris
5	Polishing Cup Wheel – Arris 150x50x22ah	W1B6C	
6	Diamond Cup Wheel – Metal Arris (continuous) 150x45x22ah   325 grit	DCT1AA	Arris
7	Polishing Cup Wheel – Arris 150x50x22ah	W1B6C	
8	Diamond Cup Wheel – Resin (slotted) 150x45x22ah   400 grit	DCT24LFC	Flat
9	Diamond Cup Wheel – Resin (slotted) 150x45x22ah   600 grit	DCT25LFC	
10	Polishing Cup Wheel – Vero Cerium 150x40x22ah	FC5104	Flat

Additional options available. Contact Salem for more information.

**Wheels pictured** are from our premium tooling line.




**KODIAK® 10-45** flat and miter

	Description	Premium		
1	Diamond Cup Wheel – Metal (segmented) 150x45x22ah   100/120 grit	<b>DCT1SC</b>		← Flat and Miter
2	Diamond Cup Wheel – Metal (segmented) 150x45x22ah   170/200 grit	<b>DCT2SC</b>		
3	Diamond Cup Wheel – Resin (slotted) 150x45x22ah   200 grit	<b>DCT23LFC</b>		
4	Diamond Cup Wheel – Resin (slotted) 150x45x22ah   400 grit	<b>DCT24LFC</b>		
5	Diamond Cup Wheel – Resin (slotted) 150x45x22ah   600 grit	<b>DCT25LFC</b>		
6	Polishing Cup Wheel – Vero Cerium 150x40x22ah	<b>FC5104</b>		← Arris
7	Diamond Cup Wheel – Metal Arris (continuous) 150x45x22ah   325 grit	<b>DCT1AA</b>		
8	Polishing Cup Wheel – Arris 150x50x22ah	<b>W1B6C</b>		
9	Diamond Cup Wheel – Metal Arris (continuous) 150x45x22ah   325 grit	<b>DCT1AA</b>		
10	Polishing Cup Wheel – Arris 150x50x22ah	<b>W1B6C</b>		

Additional options available. Contact Salem for more information.











**Wheels pictured** are from our premium tooling line.



Contact Salem for our suggested tooling setups for our 14 cup wheel edger/miterer – the KODIAK® 14-45, our 12 cup wheel high-speed edger – the KODIAK® 12HS and our 11 wheel beveler – the KODIAK® 371.

# BOVONE

## ELB 102 flat

	Description	Standard	Premium		
1	Diamond Cup Wheel – Metal (segmented) 150x45x22ah   100/120 grit	DCT1FSA	<b>DCT1SC</b>		Flat
2	Diamond Cup Wheel – Metal 150x45x22ah   170/200 grit	DCT2FA DCT2FSA	<b>DCT2SC</b>		
3	Diamond Cup Wheel – Resin 150x45x22ah   400 grit	DCT4FA	<b>DCT24LFC</b>		
4	Diamond Cup Wheel – Resin (slotted) 150x45x22ah   600 grit	DCT5FLA	<b>DCT25LFC</b>		
5	Polishing Wheel NOVA Felt Felt or Cerium	FN6* FN6P* (ready-mount)	<b>WEA60PS</b> WC92CP		Flat
6	Polishing Wheel NOVA Felt Felt or Cerium	FN6* FN6P* (ready-mount)	<b>WEA60PS</b> WC92CP		
7	Diamond Cup Wheel – Arris 150x45x22ah   270/325 grit	DCT1AA DCT1AWA	<b>DCTAFC</b>		Arris
8	Polishing Cup Wheel – Arris 150x50x22ah	W1B6C	<b>W1B6C</b>		
9	Diamond Cup Wheel – Arris 150x45x22ah   270/325 grit	DCT1AA DCT1AWA	<b>DCTAFC</b>		
10	Polishing Cup Wheel – Arris 150x50x22ah	W1B6C	<b>W1B6C</b>		

Additional options available. Contact Salem for more information.











**Wheels pictured** are from our premium tooling line.

\*Axion glass polish is recommended for use with felt wheels on Bovone machines.





ELB 10 flat

	Description	Standard	Premium		
1	Diamond Cup Wheel – Metal (segmented) 150x45x22ah   100/120 grit	DCT1FSA	<b>DCT1SC</b>		Flat
2	Diamond Cup Wheel – Metal 150x45x22ah   170/200 grit	DCT2FA DCT2FSA	<b>DCT2SC</b>		
3	Diamond Cup Wheel – Resin 150x45x22ah   200 grit	DCT3FA	<b>DCT23LFC</b>		
4	Diamond Cup Wheel – Arris 150x45x22ah   270/325 grit	DCT1AA DCT1AWA	<b>DCTAFC</b>		Arris
5	Polishing Cup Wheel – Arris 150x50x22ah	W1B6C	<b>W1B6C</b>		
6	Diamond Cup Wheel – Arris 150x45x22ah   270/325 grit	DCT1AA DCT1AWA	<b>DCTAFC</b>		Arris
7	Polishing Cup Wheel – Arris 150x50x22ah	W1B6C	<b>W1B6C</b>		
8	Diamond Cup Wheel – Resin 150x45x22ah   400 grit	DCT4FA	<b>DCT24LFC</b>		Flat
9	Diamond Cup Wheel – Resin (slotted) 150x45x22ah   600 grit	DCT5FLA	<b>DCT25LFC</b>		
10	Polishing Wheel NOVA Felt Felt or Vero Cerium	FN71* FN71P* (ready-mount)	<b>FC5104**</b> <b>FC7015**</b> <b>FC7016**</b>		Flat

Additional options available. Contact Salem for more information.

**Wheels pictured** are from our premium tooling line.

\*Axion glass polish is recommended for use with felt wheels on Bovone machines.

\*\*See dimensions for Vero cerium wheels below.

Vero Wheel Sizes

- 150x40x22ah .....FC5104
- 175x35x60ah .....FC7015
- 175x35x70ah .....FC7016



# BOVONE

## ELB 10/45 flat and miter

	Description	Standard	Premium		
1	Diamond Cup Wheel – Metal (segmented) 150x45x22ah   100/120 grit	DCT1FSA	<b>DCT1SC</b>		← Flat and Miter
2	Diamond Cup Wheel – Metal 150x45x22ah   170/200 grit	DCT2FA DCT2FSA	<b>DCT2SC</b>		
3	Diamond Cup Wheel – Resin 150x45x22ah   200 grit	DCT3FA	<b>DCT23LFC</b>		
4	Diamond Cup Wheel – Resin 150x45x22ah   400 grit	DCT4FA	<b>DCT24LFC</b>		
5	Diamond Cup Wheel – Resin (slotted) 150x45x22ah   600 grit	DCT5FLA	<b>DCT25LFC</b>		
6	Polishing Wheel NOVAFelt Felt or Vero Cerium	FN71* FN71P* (ready-mount)	<b>FC5104**</b> <b>FC7015**</b> <b>FC7016**</b>		← Arris
7	Diamond Cup Wheel – Arris 150x45x22ah   270/325 grit	DCT1AA DCT1AWA	<b>DCTAFC</b>		
8	Polishing Cup Wheel – Arris 150x50x22ah	W1B6C	<b>W1B6C</b>		
9	Diamond Cup Wheel – Arris 150x45x22ah   270/325 grit	DCT1AA DCT1AWA	<b>DCTAFC</b>		
10	Polishing Cup Wheel – Arris 150x50x22ah	W1B6C	<b>W1B6C</b>		

Additional options available. Contact Salem for more information.

**Wheels pictured** are from our premium tooling line.

\*Axiom glass polish is recommended for use with felt wheels on Bovone machines.

\*\*See dimensions for Vero cerium wheels on page 15.



**Bovone ELB 11/45** flat and miter

	Description	Standard	Premium		
1	Diamond Cup Wheel – Metal (segmented) 150x45x22ah   100/120 grit	DCT1FSA	<b>DCT1SC</b>		Flat and Miter
2	Diamond Cup Wheel – Metal 150x45x22ah   170/200 grit	DCT2FA DCT2FSA	<b>DCT2SC</b>		
3	Diamond Cup Wheel – Resin 150x45x22ah   200 grit	DCT3FA	<b>DCT23LFC</b>		
4	Diamond Cup Wheel – Resin 150x45x22ah   400 grit	DCT4FA	<b>DCT24LFC</b>		
5	Diamond Cup Wheel – Resin (slotted) 150x45x22ah   600 grit	DCT5FLA	<b>DCT25LFC</b>		
6	Polishing Cup Wheel – Vero Cerium	FC5104** FC7016**	<b>FC5104**</b> <b>FC7016**</b>		Arris
7	Polishing Cup Wheel – Vero Cerium	FC5104** FC7016**	<b>FC5104**</b> <b>FC7016**</b>		
8	Diamond Cup Wheel – Arris 150x45x22ah   270/325 grit	DCT1AA DCT1AWA	<b>DCTAFC</b>		
9	Polishing Cup Wheel – Arris 150x50x22ah	W1B6C	<b>W1B6C</b>		
10	Diamond Cup Wheel – Arris 150x45x22ah   270/325 grit	DCT1AA DCT1AWA	<b>DCTAFC</b>		
11	Polishing Cup Wheel – Arris 150x50x22ah	W1B6C	<b>W1B6C</b>		

Additional options available. Contact Salem for more information.













**Wheels pictured** are from our premium tooling line.

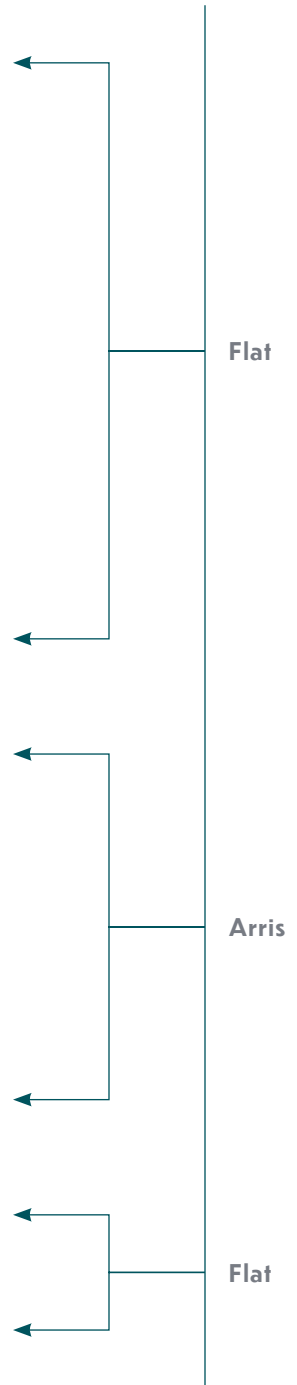
\*\*See dimensions for Vero cerium wheels on page 15.



# BOVONE

## ELB 12 flat

	Description	Premium	
1	Diamond Cup Wheel – Metal (continuous) 150x45x22ah   80/100 grit	<b>DCT121FC</b>	
2	Diamond Cup Wheel – Metal (continuous) 150x45x22ah   120/140 grit	<b>DCT122FC</b>	
3	Diamond Cup Wheel – Metal (continuous) 150x45x22ah   170/200 grit	<b>DCT123FC</b>	
4	Diamond Cup Wheel – Metal (continuous) 150x45x22ah   230 grit	<b>DCT124FC</b>	
5	Diamond Cup Wheel – Resin (slotted) 150x45x22ah   400 grit	<b>DCT24LFC</b>	
6	Diamond Cup Wheel – Resin (slotted) 150x45x22ah   600 grit	<b>DCT25LFC</b>	
7	Diamond Cup Wheel – Arris 130x45x22ah   325 grit	<b>DCF2AHDA</b> ELB14-AD	
8	Polishing Cup Wheel – Arris 150x50x22ah	<b>W1B6C</b>	
9	Diamond Cup Wheel – Arris 130x45x22ah   325 grit	<b>DCF2AHDA</b> ELB14-AD	
10	Polishing Cup Wheel – Arris 150x50x22ah	<b>W1B6C</b>	
11	Polishing Cup Wheel – Vero Cerium 150x40x22ah	<b>FC5104</b>	
12	Polishing Cup Wheel – Vero Cerium 150x40x22ah	<b>FC5104</b>	



Additional options available. Contact Salem for more information.

**Wheels pictured** are from our premium tooling line.

**ELB 14** flat

	Description	Standard	Premium	
1	Diamond Cup Wheel – Metal (segmented) 150x45x22ah   100/120 grit	DCT1FSA	<b>DCT1SC</b>	Flat
2	Diamond Cup Wheel – Metal 150x45x22ah   170/200 grit	DCT2FA DCT2FSA	<b>DCT2SC</b>	
3	Diamond Cup Wheel – Resin 150x45x22ah   200 grit	DCT3FA	<b>DCT23LFC</b>	
4	Diamond Cup Wheel – Resin 150x45x22ah   400 grit	DCT4FA	<b>DCT24LFC</b>	
5	Diamond Cup Wheel – Arris (continuous) 130x22ah   325 grit	ELB14-AD	<b>ELB14-ADC</b>	Arris
6	Diamond Cup Wheel – Arris (continuous) 130x22ah   325 grit	ELB14-AD	<b>ELB14-ADC</b>	
7	Diamond Cup Wheel – Resin 150x45x22ah   400 grit	DCT4FA	<b>DCT24LFC</b>	Flat
8	Diamond Cup Wheel – Resin (slotted) 150x45x22ah   600 grit	DCT5FLA	<b>DCT25LFC</b>	
9	Diamond Cup Wheel – Resin Arris (slotted) 130x45x22ah   600 grit	<b>ELB14-ART*</b>	DCT20AFC	Arris
10	Diamond Cup Wheel – Resin Arris (slotted) 130x45x22ah   600 grit	<b>ELB14-ART*</b>	DCT20AFC	
11	Polishing Wheel – Arris NOVAFelt Felt or Vero Cerium	FN5**	<b>FC3050</b>	Arris
12	Polishing Wheel – Arris NOVAFelt Felt or Vero Cerium	FN5**	<b>FC3050</b>	
13	Polishing Wheel NOVAFelt Felt or Vero Cerium	FN6** FN6P** (ready-mount)	<b>FC5104</b>	Flat
14	Polishing Wheel NOVAFelt Felt or Vero Cerium	FN6** FN6P** (ready-mount)	<b>FC5104</b>	

Additional options available. Contact Salem for more information.















**Wheels pictured** are from our premium tooling line.

**\*Wheel pictured** in positions 9 and 10.

**\*\*Axion glass polish** is recommended for use with felt wheels on Bovone machines.

# BOVONE

## ELB 14/45 flat and miter


















	Description	Standard	Premium		
1	Diamond Cup Wheel – Metal (segmented) 150x45x22ah   100/120 grit	DCT1FSA	<b>DCT1SC</b>		← Flat and Miter
2	Diamond Cup Wheel – Metal 150x45x22ah   170/200 grit	DCT2FA DCT2FSA	<b>DCT2SC</b>		
3	Diamond Cup Wheel – Resin 150x45x22ah   200 grit	DCT3FA	<b>DCT23LFC</b>		
4	Diamond Cup Wheel – Resin 150x45x22ah   400 grit	DCT4FA	<b>DCT24LFC</b>		
5	Diamond Cup Wheel – Resin (slotted) 150x45x22ah   600 grit	DCT5FLA	<b>DCT25LFC</b>		
6	Polishing Wheel NOVAFelt Felt or Vero Cerium	FN71* FN71P* (ready-mount)	<b>FC5104**</b> <b>FC7015**</b> <b>FC7016**</b>		← Flat
7	Diamond Cup Wheel – Metal (continuous) 150x45x22ah   100/120 grit	DCT1FA	<b>DCT1FA</b>		
8	Diamond Cup Wheel – Arris 150x45x22ah   270/325 grit	DCT1AA DCT1AWA	<b>DCTAFC</b>		← Arris
9	Polishing Cup Wheel – Arris 150x50x22ah	W1B6C	<b>W1B6C</b>		
10	Diamond Cup Wheel – Arris 150x45x22ah   270/325 grit	DCT1AA DCT1AWA	<b>DCTAFC</b>		
11	Polishing Cup Wheel – Arris 150x50x22ah	W1B6C	<b>W1B6C</b>		← Flat
12	Diamond Cup Wheel – Resin 150x45x22ah   200 grit	DCT3FA	<b>DCT23LFC</b>		
13	Diamond Cup Wheel – Resin (slotted) 150x45x22ah   600 grit	DCT5FLA	<b>DCT25LFC</b>		
14	Polishing Wheel NOVAFelt Felt or Vero Cerium	FN71* FN71P* (ready-mount)	<b>FC5104**</b> <b>FC7015**</b> <b>FC7016**</b>		← Flat

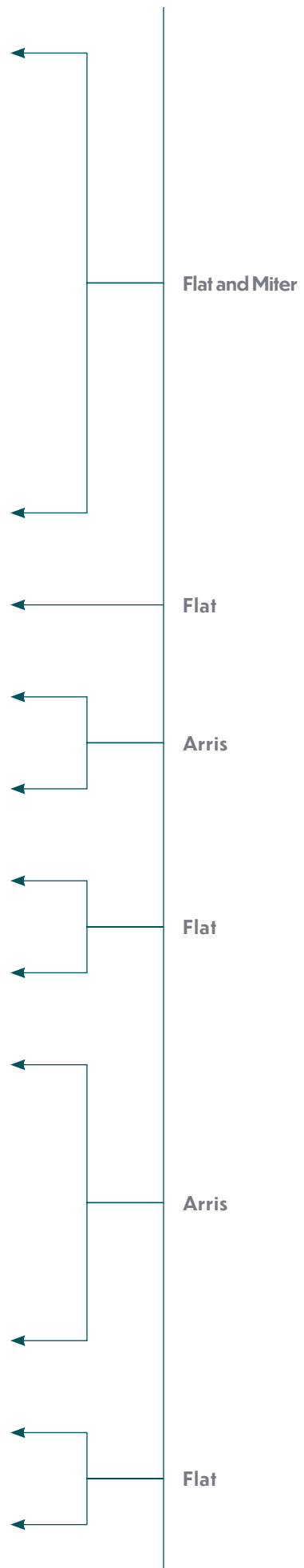
Additional options available. Contact Salem for more information.

**Wheels pictured** are from our premium tooling line.

\*Axion glass polish is recommended for use with felt wheels on Bovone machines.

\*\*See dimensions for Vero cerium wheels on page 15.









	Description	Standard	Premium	
1	Diamond Cup Wheel – Metal (segmented) 150x45x22ah   100/120 grit	DCT1FSA	<b>DCT1SC</b>	
2	Diamond Cup Wheel – Metal 150x45x22ah   170/200 grit	DCT2FA DCT2FSA	<b>DCT2SC</b>	
3	Diamond Cup Wheel – Resin 150x45x22ah   200 grit	DCT3FA	<b>DCT23LFC</b>	
4	Diamond Cup Wheel – Resin 150x45x22ah   400 grit	DCT4FA	<b>DCT24LFC</b>	
5	Diamond Cup Wheel – Resin (slotted) 150x45x22ah   600 grit	DCT5FLA	<b>DCT25LFC</b>	
6	Polishing Wheel NOVAFelt Felt or Vero Cerium	FN6* FN6P* (ready-mount)	<b>FC5104**</b> FC7015** FC7016**	
7	Diamond Cup Wheel – Metal (continuous) 150x45x22ah   100/120 grit	DCT1FA	<b>DCT1FA</b>	
8	Diamond Cup Wheel – Arris 150x45x22ah   270/325 grit	DCT1AA DCT1AWA	<b>DCTAFC</b>	
9	Diamond Cup Wheel – Arris 150x45x22ah   270/325 grit	DCT1AA DCT1AWA	<b>DCTAFC</b>	
10	Diamond Cup Wheel – Resin 150x45x22ah   200 grit	DCT3FA	<b>DCT23LFC</b>	
11	Diamond Cup Wheel – Resin (slotted) 150x45x22ah   600 grit	DCT5FLA	<b>DCT25LFC</b>	
12	Diamond Cup Wheel – Resin Arris (slotted) 150x45x22ah   600 grit	DCT5FLA	<b>DCT25LFC</b>	
13	Diamond Cup Wheel – Resin Arris (slotted) 150x45x22ah   600 grit	DCT5FLA	<b>DCT25LFC</b>	
14	Polishing Wheel – Arris NOVAFelt Felt or Vero Cerium	FN6* FN6P* (ready-mount)	<b>FC5104</b>	
15	Polishing Wheel – Arris NOVAFelt Felt or Vero Cerium	FN6* FN6P* (ready-mount)	<b>FC5104</b>	
16	Polishing Wheel NOVAFelt Felt or Vero Cerium	FN6* FN6P* (ready-mount)	<b>FC5104**</b> FC7015** FC7016**	
17	Polishing Wheel NOVAFelt Felt or Vero Cerium	FN6* FN6P* (ready-mount)	<b>FC5104**</b> FC7015** FC7016**	



Wheels pictured are from our premium tooling line. | \*Axion glass polish is recommended for use on Bovone machines. | \*\*See dimensions for Vero wheels on page 15.

# BOVONE

## 200 Series bevel

	Description	Standard	Premium	
1	Diamond Cup Wheel – Metal (continuous) 150x45x22ah	DC1A	<b>DC1DC</b>	
2	Diamond Cup Wheel – Metal (continuous) 150x45x22ah	DC2A	<b>DC2DC</b>	
3	Diamond Cup Wheel – Resin (solid) 150x45x22ah	DC3RA	<b>DC3RC</b>	
4	Diamond Cup Wheel – Resin (solid) 150x45x22ah	DC5A	<b>DC5HC</b>	
5	Diamond Cup Wheel – Resin (solid) 150x45x22ah	DC6A	<b>DC6HC</b>	
6	Diamond Peripheral Wheel (pencil edge) 150x22ah   6 mm groove	DP616A	<b>DP700C</b>	
7	Polishing Wheel – NOVAFelt Felt 150x25x70ah	FN6* FN6P* (ready-mount)	<b>FN6*</b> FN6P* (ready-mount)	
8	Polishing Wheel – NOVAFelt Felt 185x25x115ah	FN7* FN7P* (ready-mount)	<b>FN7*</b> FN7P* (ready-mount)	

Additional options available. Contact Salem for more information.

**Wheels pictured** are from our premium tooling line.

\*Axion glass polish is recommended for use with felt wheels on Bovone machines.





### 300 Series bevel

	Description	Standard	Premium	
1	Diamond Cup Wheel – Metal (continuous) 150x45x22ah	DC1A	<b>DC1DC</b>	
2	Diamond Cup Wheel – Metal (continuous) 150x45x22ah	DC2A	<b>DC2DC</b>	
3	Diamond Cup Wheel – Resin (solid) 150x45x22ah	DC3RA	<b>DC3RC</b>	
4	Diamond Peripheral Wheel (pencil edge) 150x22ah   6 mm groove	DP616A	<b>DP700C</b>	
5	Diamond Cup Wheel – Resin (solid) 150x45x22ah	DC4A	<b>DC4HC</b>	
6	Diamond Cup Wheel – Resin (solid) 150x45x22ah	DC5A	<b>DC5HC</b>	
7	Diamond Cup Wheel – Resin (solid) 150x45x22ah	DC6A	<b>DC6HC</b>	
8	Diamond Cup Wheel – Resin (solid) 150x45x22ah	DC7A	<b>DC7HC</b>	
9	Polishing Wheel – NOVAFelt Felt 150x25x70ah	FN6* FN6P* (ready-mount)	<b>FN6*</b> FN6P* (ready-mount)	
10	Polishing Wheel – NOVAFelt Felt 150x25x70ah   FN6 185x25x115ah   FN7	FN6* FN6P* (ready-mount) FN7* FN7P* (ready-mount)	FN6* FN6P* (ready-mount) <b>FN7*</b> FN7P* (ready-mount)	
11	Polishing Wheel – NOVAFelt Felt 150x25x70ah	FN6* FN6P* (ready-mount)	<b>FN6*</b> FN6P* (ready-mount)	

Additional options available. Contact Salem for more information.

**Wheels pictured** are from our premium tooling line.

\*Axion glass polish is recommended for use with felt wheels on Bovone machines.

# BOVONE

## 400 Series bevel

	Description	Standard	Premium	
1	Diamond Cup Wheel – Metal (continuous) 150x45x22ah	DC1A	<b>DC1DC</b>	
2	Diamond Cup Wheel – Metal (continuous) 150x45x22ah	DC2A	<b>DC2DC</b>	
3	Diamond Cup Wheel – Resin (solid) 150x45x22ah	DC3RA	<b>DC3RC</b>	
4	Diamond Cup Wheel – Resin (solid) 150x45x22ah	DC4A	<b>DC4HC</b>	
5	Diamond Cup Wheel – Resin (solid) 150x45x22ah	DC5A	<b>DC5HC</b>	
6	Diamond Cup Wheel – Resin (solid) 150x45x22ah	DC6A	<b>DC6HC</b>	
7	Diamond Cup Wheel – Resin (solid) 150x45x22ah	DC7A	<b>DC7HC</b>	
8	Diamond Peripheral Wheel (pencil edge) 150x22ah   6 mm groove	DP616A	<b>DP700C</b>	
9	Polishing Wheel – NOVAFelt Felt 150x25x70ah	FN6* FN6P* (ready-mount)	<b>FN6*</b> FN6P* (ready-mount)	
10	Polishing Wheel – NOVAFelt Felt 150x25x70ah	FN6* FN6P* (ready-mount)	<b>FN6*</b> FN6P* (ready-mount)	
11	Polishing Wheel – NOVAFelt Felt 150x25x70ah	FN6* FN6P* (ready-mount)	<b>FN6*</b> FN6P* (ready-mount)	
12	Polishing Wheel – NOVAFelt Felt 150x25x70ah	FN6* FN6P* (ready-mount)	<b>FN6*</b> FN6P* (ready-mount)	

Additional options available. Contact Salem for more information.

**Wheels pictured** are from our premium tooling line.

\*Axion glass polish is recommended for use with felt wheels on Bovone machines.

# BAVELLONI / GLASTON

## VE 350 6 / Gemy 6 / Hiyon 6 flat

	Description	Premium	
1	Diamond Cup Wheel Metal (segmented) 150x45   J40   170/200 grit	<b>BM2SC</b>	
2	Diamond Cup Wheel Resin (slotted) 150x45   J40   200 grit	<b>BR3LFC</b>	
3	Polishing Cup Wheel – Arris 150x45   J40	<b>W1B8C</b> I15045105	
4	Polishing Cup Wheel – Arris 150x45   J40	<b>W1B8C</b> I15045105	
5	Polishing Cup Wheel 150x45   J40   9RS60	<b>WS8J6</b>	
6	Polishing Cup Wheel – Cerium 150   J40	<b>WEA62PS</b> WC36J4	

Additional options available. Contact Salem for more information.

**Wheels pictured** are from our premium tooling line.

## VE 350 8 / Gemy 8 / Hiyon 8 flat

	Description	Premium	
1	Diamond Cup Wheel Metal (segmented) 150x45   J40   170/200 grit	<b>BM2SC</b>	
2	Diamond Cup Wheel Resin (slotted) 150x45   J40   200 grit	<b>BR3LFC</b>	
3	Diamond Cup Wheel Resin Arris (slotted) 150x45   J40   270/325 grit	<b>BRA2FC</b>	
4	Diamond Cup Wheel Resin Arris (slotted) 150x45   J40   270/325 grit	<b>BRA2FC</b>	
5	Polishing Cup Wheel – Arris 150x45   J40	<b>I15045105</b>	
6	Polishing Cup Wheel – Arris 150x45   J40	<b>I15045105</b>	
7	Polishing Cup Wheel 150x45   J40   9RS60	<b>WS8J6</b>	
8	Polishing Cup Wheel – Cerium 150   J40	<b>WEA62PS</b> WC36J4	

Additional options available. Contact Salem for more information.

**Wheels pictured** are from our premium tooling line.



# BAVELLONI / GLASTON

## VE 350 9-C / Gemy 9-C / Hiyon 9-C flat

	Description	Premium	
1	Diamond Cup Wheel Metal (segmented) 150x45   J40   170/200 grit	<b>BM2SC</b>	
2	Diamond Cup Wheel Resin (slotted) 150x45   J40   200 grit	<b>BR3LFC</b>	
3	Polishing Cup Wheel 150x45   J40   9RS60	<b>WS8J6</b>	
4	Diamond Cup Wheel Resin Arris (slotted) 150x45   J40   270/325 grit	<b>BRA2FC</b>	
5	Diamond Cup Wheel Resin Arris (slotted) 150x45   J40   270/325 grit	<b>BRA2FC</b>	
6	Polishing Cup Wheel – Arris 150x45   J40	<b>I15045105</b>	
7	Polishing Cup Wheel – Arris 150x45   J40	<b>I15045105</b>	
8	Polishing Cup Wheel 150x45   J40   9RS60	<b>WS8J6</b>	
9	Polishing Cup Wheel – Cerium 150   J40	<b>WEA62PS</b> <b>WC36J4</b>	

Additional options available. Contact Salem for more information.

**Wheels pictured** are from our premium tooling line.



## VE 500 11 / Gemy 11 / Hiyon 11 flat

	Description	Premium	
1	Diamond Cup Wheel Metal (segmented) 150x45   J40   100/120 grit	<b>BM1CSC</b>	
2	Diamond Cup Wheel Metal (segmented) 150x45   J40   170/200 grit	<b>BM2SC</b>	
3	Diamond Cup Wheel Resin (slotted) 150x45   J40   200 grit	<b>BR3LFC</b>	
4	Diamond Cup Wheel Resin Arris (slotted) 150x45   J40   270/325 grit	<b>BRA2FC</b>	
5	Diamond Cup Wheel Resin Arris (slotted) 150x45   J40   270/325 grit	<b>BRA2FC</b>	
6	Polishing Cup Wheel – Arris 150x45   J40	<b>I15045105</b>	
7	Polishing Cup Wheel – Arris 150x45   J40	<b>I15045105</b>	
8	Polishing Cup Wheel 150x45   J40   9RS60	<b>WS8J6</b>	
9	Polishing Cup Wheel 150x45   J40   10S80	<b>WS6J8</b>	
10	Polishing Cup Wheel – Cerium 150   J40	<b>WEA62PS</b> <b>WC36J4</b>	
11	Polishing Cup Wheel – Cerium 150   J40	<b>WEA62PS</b> <b>WC36J4</b>	

Additional options available. Contact Salem for more information.

**Wheels pictured** are from our premium tooling line.

## VE 500 V10 / Gemy V10 / Hiyon V10 flat and miter

	Description	Premium	
1	Diamond Cup Wheel Metal (segmented) 150x45   J40   100/120 grit	<b>BM1CSC</b>	
2	Diamond Cup Wheel Metal (segmented) 150x45   J40   170/200 grit	<b>BM2SC</b>	
3	Diamond Cup Wheel Resin (slotted) 150x45   J40   200 grit	<b>BR3LFC</b>	
4	Polishing Cup Wheel 150x45   J40   9RS60	<b>WS8J6</b>	
5	Polishing Cup Wheel 150x45   J40   10S80	<b>WS6J8</b>	
6	Polishing Cup Wheel – Cerium 150   J40	<b>WEA62PS</b> <b>WC36J4</b>	
7	Diamond Cup Wheel Resin Arris (slotted) 150x45   J40   270/325 grit	<b>BRA2FC</b>	
8	Diamond Cup Wheel Resin Arris (slotted) 150x45   J40   270/325 grit	<b>BRA2FC</b>	
9	Polishing Cup Wheel – Arris 150x45   J40	<b>I15045105</b>	
10	Polishing Cup Wheel – Arris 150x45   J40	<b>I15045105</b>	

Additional options available. Contact Salem for more information.

**Wheels pictured** are from our premium tooling line.

## VE 500 V14 / Gemy V14 / Hiyon V14 flat and miter

	Description	Premium	
1	Diamond Cup Wheel Metal (segmented) 150x45   J40   170/200 grit	<b>BM2SC</b>	
2	Diamond Cup Wheel Resin (slotted) 150x45   J40   200 grit	<b>BR3LFC</b>	
3	Diamond Cup Wheel Metal (segmented) 150x45   J40   100/120 grit	<b>BM1CSC</b>	
4	Diamond Cup Wheel Metal (segmented) 150x45   J40   170/200 grit	<b>BM2SC</b>	
5	Diamond Cup Wheel Resin (slotted) 150x45   J40   200 grit	<b>BR3LFC</b>	
6	Polishing Cup Wheel 150x45   J40   9RS60	<b>WS8J6</b>	
7	Polishing Cup Wheel 150x45   J40   10S80	<b>WS6J8</b>	
8	Polishing Cup Wheel – Cerium 150   J40	<b>WEA62PS</b> <b>WC36J4</b>	
9	Diamond Cup Wheel Resin Arris (slotted) 150x45   J40   270/325 grit	<b>BRA2FC</b>	
10	Diamond Cup Wheel Resin Arris (slotted) 150x45   J40   270/325 grit	<b>BRA2FC</b>	
11	Polishing Cup Wheel – Arris 150x45   J40	<b>I15045105</b>	
12	Polishing Cup Wheel – Arris 150x45   J40	<b>I15045105</b>	
13	Polishing Cup Wheel 150x45   J40   9RS60	<b>WS8J6</b>	
14	Polishing Cup Wheel – Cerium 150   J40	<b>WEA62PS</b> <b>WC36J4</b>	

Additional options available. Contact Salem for more information.

**Wheels pictured** are from our premium tooling line.

# BAVELLONI / GLASTON

## B73 / B74 / B75 bevel

	Description	Standard	
1	Diamond Cup Wheel Metal (continuous) 150x45   J40	<b>B50-02-1HS</b>	
2	Diamond Cup Wheel Metal (continuous) 150x45   J40	<b>B50-02-2HS</b>	
3	Diamond Cup Wheel Resin (slotted - turbo) 150x45   J40	<b>B50-02-4HH</b>	
4	Diamond Cup Wheel Resin (slotted - turbo) 150x45   J40	<b>B50-02-6HH</b>	
5	Diamond Peripheral Wheel (pencil edge) 175x90ah   6 mm groove	<b>DP7525C</b>	
6	Polishing Wheel - HPB Plus Felt 150x40x70ah	<b>FPB64</b>	
7	Polishing Wheel - HPB Plus Felt 150x40x70ah	<b>FPB64</b>	

Additional options available. Contact Salem for more information.

**Wheels pictured** are from our standard tooling line.



## MAX 50 / MAX 60 / MAX 80 bevel

	Description	Standard	
1	Diamond Cup Wheel Metal (continuous) 150x45   J40	<b>B50-02-1HS</b>	
2	Diamond Cup Wheel Metal (continuous) 150x45   J40	<b>B50-02-2HS</b>	
3	Diamond Cup Wheel Resin (slotted - turbo) 150x45   J40	<b>B50-02-3HH</b>	
4	Diamond Cup Wheel Resin (slotted - turbo) 150x45   J40	<b>B50-02-4HH</b>	
5	Diamond Cup Wheel Resin (slotted - turbo) 150x45   J40	<b>B50-02-5HH</b>	
6	Diamond Cup Wheel Resin (slotted - turbo) 150x45   J40	<b>B50-02-6HH</b>	
7	Diamond Peripheral Wheel (pencil edge) 175x25ah   6 mm groove	<b>DP7159E</b>	
8	Polishing Wheel - HPB Plus Felt 150x40x70ah	<b>FPB64</b>	
9	Polishing Wheel - HPB Plus Felt 150x40x70ah	<b>FPB64</b>	
10	Polishing Wheel - HPB Plus Felt 150x40x70ah	<b>FPB64</b>	

Additional options available. Contact Salem for more information.

**Wheels pictured** are from our standard tooling line.

## VB 350 CN bevel

	Description	Standard	
1	Diamond Cup Wheel Metal (continuous) 150x45   J40	<b>B50-02-1HS</b>	
2	Diamond Cup Wheel Metal (continuous) 150x45   J40	<b>B50-02-2HS</b>	
3	Diamond Cup Wheel Resin (slotted - turbo) 150x45   J40	<b>B50-02-3HH</b>	
4	Diamond Cup Wheel Resin (slotted - turbo) 150x45   J40	<b>B50-02-4HH</b>	
5	Polishing Cup Wheel - Arris 100x45   J40	<b>I10045105</b>	
6	Polishing Wheel HPB Plus Felt (w/plate) 150x25x70ah   J40   CW spiral	<b>FPB62P</b>	
7	Polishing Wheel HPB Plus Felt (w/plate) 150x25x70ah   J40   CW spiral	<b>FPB62P</b>	

Additional options available. Contact Salem for more information.

**Wheels pictured** are from our standard tooling line.

## VB 500 CNS bevel

	Description	Premium	
1	Diamond Cup Wheel Metal (continuous) 150x45   J40	<b>B50-02-1HS</b>	
2	Diamond Cup Wheel Metal (continuous) 150x45   J40	<b>B50-02-2HS</b>	
3	Diamond Cup Wheel Resin (slotted - turbo) 150x45   J40	<b>B50-02-3HH</b>	
4	Diamond Cup Wheel Resin (slotted - turbo) 150x45   J40	<b>B50-02-4HH</b>	
5	Diamond Cup Wheel Resin (slotted - turbo) 150x45   J40	<b>B50-02-5HH</b>	
6	Diamond Cup Wheel Resin (slotted - turbo) 150x45   J40	<b>B50-02-6HH</b>	
7	Polishing Cup Wheel - Arris 100x45   J40	<b>I10045105</b>	
8	Polishing Wheel HPB Plus Felt (w/plate) 150x25x70ah   J40   CW spiral	<b>FPB61P</b>	
9	Polishing Wheel HPB Plus Felt (w/plate) 150x25x70ah   J40   CW spiral	<b>FPB61P</b>	
10	Polishing Wheel HPB Plus Felt (w/plate) 150x25x70ah   J40   CW spiral	<b>FPB61P</b>	
11	Diamond Peripheral Wheel (pencil edge) 175x90ah   6 mm groove	<b>DP7525C</b>	
12	Polishing Peripheral Wheel BD Clay 200x15x90ah	<b>WB81</b>	

Additional options available. Contact Salem for more information.

**Wheels pictured** are from our standard tooling line.

# NEPTUN

## Rock 8 flat

	Description	Premium	
1	Diamond Cup Wheel Metal (segmented) 150x45   J40   170/200 grit	<b>BM2SC</b>	
2	Diamond Cup Wheel Resin (slotted) 150x45   J40   200 grit	<b>BR3LFC</b>	
3	Diamond Cup Wheel Resinmetal Arris (solid) 100x45   J40   270/325 grit	<b>BAVCR1111/ARM</b>	
4	Polishing Cup Wheel – Arris 100x45   J40	<b>I10045105</b>	
5	Diamond Cup Wheel Resinmetal Arris (solid) 100x45   J40   270/325 grit	<b>BAVCR1111/ARM</b>	
6	Polishing Cup Wheel – Arris 100x45   J40	<b>I10045105</b>	
7	Polishing Cup Wheel 150x45   J40   9R560	<b>WS8J6</b>	
8	Polishing Cup Wheel – Cerium 150   J40	<b>WEA62PS</b> WC36J4	

Additional options available. Contact Salem for more information.

**Wheels pictured** are from our premium tooling line.

## Rock 10-45 flat and miter

	Description	Premium	
1	Diamond Cup Wheel Metal (segmented) 150x45   J40   100/120 grit	<b>BM1CSC</b>	
2	Diamond Cup Wheel Metal (segmented) 150x45   J40   170/200 grit	<b>BM2SC</b>	
3	Diamond Cup Wheel Resin (slotted) 150x45   J40   200 grit	<b>BR3LFC</b>	
4	Polishing Cup Wheel 150x45   J40   9R560	<b>WS8J6</b>	
5	Polishing Cup Wheel 150x45   J40   10S80	<b>WS6J8</b>	
6	Polishing Cup Wheel – Cerium 150   J40	<b>WEA62PS</b> WC36J4	
7	Diamond Cup Wheel Resinmetal Arris (solid) 100x45   J40   270/325 grit	<b>BAVCR1111/ARM</b>	
8	Polishing Cup Wheel – Arris 100x45   J40	<b>I10045105</b>	
9	Diamond Cup Wheel Resinmetal Arris (solid) 100x45   J40   270/325 grit	<b>BAVCR1111/ARM</b>	
10	Polishing Cup Wheel – Arris 100x45   J40	<b>I10045105</b>	












Additional options available. Contact Salem for more information.

**Wheels pictured** are from our premium tooling line.





## Rock 11 flat

	Description	Premium	
1	Diamond Cup Wheel Metal (segmented) 150x45   J40   100/120 grit	<b>BM1CSC</b>	
2	Diamond Cup Wheel Metal (segmented) 150x45   J40   170/200 grit	<b>BM2SC</b>	
3	Diamond Cup Wheel Resin (slotted) 150x45   J40   200 grit	<b>BR3LFC</b>	
4	Diamond Cup Wheel Resinmetal Arris (solid) 100x45   J40   270/325 grit	<b>BAVCR1111/ARM</b>	
5	Polishing Cup Wheel – Arris 100x45   J40	<b>I10045105</b>	
6	Diamond Cup Wheel Resinmetal Arris (solid) 100x45   J40   270/325 grit	<b>BAVCR1111/ARM</b>	
7	Polishing Cup Wheel – Arris 100x45   J40	<b>I10045105</b>	
8	Polishing Cup Wheel 150x45   J40   9RS60	<b>WS8J6</b>	
9	Polishing Cup Wheel 150x45   J40   10S80	<b>WS6J8</b>	
10	Polishing Cup Wheel – Cerium 150   J40	<b>WEA62PS</b> WC36J4	
11	Polishing Cup Wheel – Cerium 150   J40	<b>WEA62PS</b> WC36J4	

Additional options available. Contact Salem for more information.

**Wheels pictured** are from our premium tooling line.

## Rock 14-45 flat and miter

	Description	Premium	
1	Diamond Cup Wheel Metal (segmented) 150x45   J40   170/200 grit	<b>BM2SC</b>	
2	Diamond Cup Wheel Resin (slotted) 150x45   J40   200 grit	<b>BR3LFC</b>	
3	Diamond Cup Wheel Metal (segmented) 150x45   J40   100/120 grit	<b>BM1CSC</b>	
4	Diamond Cup Wheel Metal (segmented) 150x45   J40   170/200 grit	<b>BM2SC</b>	
5	Diamond Cup Wheel Resin (slotted) 150x45   J40   200 grit	<b>BR3LFC</b>	
6	Polishing Cup Wheel 150x45   J40   9RS60	<b>WS8J6</b>	
7	Polishing Cup Wheel 150x45   J40   10S80	<b>WS6J8</b>	
8	Polishing Cup Wheel – Cerium 150   J40	<b>WEA62PS</b> WC36J4	
9	Diamond Cup Wheel Resinmetal Arris (solid) 100x45   J40   270/325 grit	<b>BAVCR1111/ARM</b>	
10	Polishing Cup Wheel – Arris 100x45   J40	<b>I10045105</b>	
11	Diamond Cup Wheel Resinmetal Arris (solid) 100x45   J40   270/325 grit	<b>BAVCR1111/ARM</b>	
12	Polishing Cup Wheel – Arris 100x45   J40	<b>I10045105</b>	
13	Polishing Cup Wheel 150x45   J40   9RS60	<b>WS8J6</b>	
14	Polishing Cup Wheel – Cerium 150   J40	<b>WEA62PS</b> WC36J4	

Additional options available. Contact Salem for more information.

**Wheels pictured** are from our premium tooling line.

# BESANA

## R8T flat

	Description	Premium	
1	Diamond Cup Wheel Metal (segmented) 150x40x25ah   170/200 grit	<b>DCTB2SC</b>	
2	Diamond Cup Wheel Resin (slotted) 150x40x25ah   200 grit	<b>DCTB23LFC</b>	
3	Diamond Cup Wheel Metal Arris (continuous) 125x40x25ah   270/325 grit	<b>BESR15-02-AM</b>	
4	Diamond Cup Wheel Metal Arris (continuous) 125x40x25ah   270/325 grit	<b>BESR15-02-AM</b>	
5	Polishing Cup Wheel – Arris 125x25ah	<b>WB58C</b> <b>WR56C</b>	
6	Polishing Cup Wheel – Arris 125x25ah	<b>WB58C</b> <b>WR56C</b>	
7	Polishing Cup Wheel 150x40x25ah   9R60	<b>WR67C</b>	
8	Polishing Cup Wheel – Cerium 150x25ah	<b>WEA65PS</b> <b>WC367C</b>	

Additional options available. Contact Salem for more information.

**Wheels pictured** are from our premium tooling line.

## R9 flat

	Description	Premium	
1	Diamond Cup Wheel Metal (segmented) 150x40x25ah   170/200 grit	<b>DCTB2SC</b>	
2	Diamond Cup Wheel Resin (slotted) 150x40x25ah   200 grit	<b>DCTB23LFC</b>	
3	Diamond Cup Wheel Metal Arris (continuous) 125x40x25ah   270/325 grit	<b>BESR15-02-AM</b>	
4	Diamond Cup Wheel Metal Arris (continuous) 125x40x25ah   270/325 grit	<b>BESR15-02-AM</b>	
5	Polishing Cup Wheel – Arris 125x25ah	<b>WB58C</b> <b>WR56C</b>	
6	Polishing Cup Wheel – Arris 125x25ah	<b>WB58C</b> <b>WR56C</b>	
7	Polishing Cup Wheel 150x40x25ah   9R60	<b>WR67C</b>	
8	Polishing Cup Wheel 150x40x25ah   9R80	<b>WR671C</b>	
9	Polishing Cup Wheel – Cerium 150x25ah	<b>WEA65PS</b> <b>WC367C</b>	

Additional options available. Contact Salem for more information.

**Wheels pictured** are from our premium tooling line.



## R11 flat

	Description	Premium	
1	Diamond Cup Wheel Metal (segmented) 150x40x25ah   100/120 grit	<b>DCTB1SC</b>	
2	Diamond Cup Wheel Metal (segmented) 150x40x25ah   170/200 grit	<b>DCTB2SC</b>	
3	Diamond Cup Wheel Resin (slotted) 150x40x25ah   200 grit	<b>DCTB23LFC</b>	
4	Diamond Cup Wheel Metal Arris (continuous) 125x40x25ah   270/325 grit	<b>BESR15-02-AM</b>	
5	Diamond Cup Wheel Metal Arris (continuous) 125x40x25ah   270/325 grit	<b>BESR15-02-AM</b>	
6	Polishing Cup Wheel – Arris 125x25ah	<b>WB58C</b> WR56C	
7	Polishing Cup Wheel – Arris 125x25ah	<b>WB58C</b> WR56C	
8	Polishing Cup Wheel 150x40x25ah   9R60	<b>WR67C</b>	
9	Polishing Cup Wheel 150x40x25ah   9R80	<b>WR671C</b>	
10	Polishing Cup Wheel 150x40x25ah   9R80	<b>WR671C</b>	
11	Polishing Cup Wheel – Cerium 150x25ah	<b>WEA65PS</b> WC367C	

Additional options available. Contact Salem for more information.

**Wheels pictured** are from our premium tooling line.

## R15 flat and miter

	Description	Premium	
1	Diamond Cup Wheel Metal (segmented) 150x40x25ah   100/120 grit	<b>DCTB1SC</b>	
2	Diamond Cup Wheel Metal (segmented) 150x40x25ah   170/200 grit	<b>DCTB2SC</b>	
3	Diamond Cup Wheel Resin (slotted) 150x40x25ah   200 grit	<b>DCTB23LFC</b>	
4	Polishing Cup Wheel 150x40x25ah   9R60	<b>WR67C</b>	
5	Polishing Cup Wheel 150x40x25ah   9R80	<b>WR671C</b>	
6	Polishing Cup Wheel 150x40x25ah   9R80	<b>WR671C</b>	
7	Polishing Cup Wheel – Cerium 150x25ah	<b>WEA65PS</b> WC367C	
8	Diamond Cup Wheel Metal (segmented) 150x40x25ah   100/120 grit	<b>DCTB1SC</b>	
9	Diamond Cup Wheel Metal (segmented) 150x40x25ah   170/200 grit	<b>DCTB2SC</b>	
10	Diamond Cup Wheel Metal Arris (continuous) 125x40x25ah   270/325 grit	<b>BESR15-02-AM</b>	
11	Diamond Cup Wheel Metal Arris (continuous) 125x40x25ah   270/325 grit	<b>BESR15-02-AM</b>	
12	Polishing Cup Wheel – Arris 125x25ah	<b>WB58C</b> WR56C	
13	Polishing Cup Wheel – Arris 125x25ah	<b>WB58C</b> WR56C	
14	Polishing Cup Wheel 150x40x25ah   9R80	<b>WR671C</b>	
15	Polishing Cup Wheel – Cerium 150x25ah	<b>WEA65PS</b> WC367C	

Additional options available. Contact Salem for more information.

**Wheels pictured** are from our premium tooling line.

# BOTTERO

## 110 flat

	Description	Premium	
1	Diamond Cup Wheel Metal (segmented) 150x30x50ah   100/120 grit	<b>DCB1SC</b>	
2	Diamond Cup Wheel Metal (segmented) 150x30x50ah   170/200 grit	<b>DCB2SC</b>	
3	Diamond Cup Wheel Resin (slotted) 150x30x50ah   200 grit	<b>DCB230LFC</b>	
4	Diamond Cup Wheel Resin Arris (slotted) 150x30x50ah   270/325 grit	<b>DCBAFC</b>	
5	Polishing Cup Wheel – Arris 150x40x51ah	<b>WR650PHS</b> WRR63PS	
6	Diamond Cup Wheel Resin Arris (slotted) 150x30x50ah   270/325 grit	<b>DCBAFC</b>	
7	Polishing Cup Wheel – Arris 150x40x51ah	<b>WR650PHS</b> WRR63PS	
8	Polishing Cup Wheel 150x40x51ah   9RS40	<b>WR652PHS</b>	
9	Polishing Cup Wheel 150x40x51ah   9RS80	<b>WR62PS</b>	
10	Polishing Cup Wheel Status Cerium 150x37.4x50ah	<b>WEA61PS</b>	

Additional options available. Contact Salem for more information.

**Wheels pictured** are from our premium tooling line.

## 810 flat and miter

	Description	Premium	
1	Diamond Cup Wheel Metal (segmented) 150x30x50ah   100/120 grit	<b>DCB1SC</b>	
2	Diamond Cup Wheel Metal (segmented) 150x30x50ah   170/200 grit	<b>DCB2SC</b>	
3	Diamond Cup Wheel Resin (slotted) 150x30x50ah   200 grit	<b>DCB230LFC</b>	
4	Polishing Cup Wheel 150x40x51ah   9RS40	<b>WR652PHS</b>	
5	Polishing Cup Wheel 150x40x51ah   9RS80	<b>WR62PS</b>	
6	Polishing Cup Wheel Status Cerium 150x37.4x50ah	<b>WEA61PS</b>	
7	Diamond Cup Wheel Resin Arris (slotted) 150x30x50ah   270/325 grit	<b>DCBAFC</b>	
8	Polishing Cup Wheel – Arris 150x40x51ah	<b>WR650PHS</b> WRR63PS	
9	Diamond Cup Wheel Resin Arris (slotted) 150x30x50ah   270/325 grit	<b>DCBAFC</b>	
10	Polishing Cup Wheel – Arris 150x40x51ah	<b>WR650PHS</b> WRR63PS	

Additional options available. Contact Salem for more information.

**Wheels pictured** are from our premium tooling line.



## 815BC flat and miter

	Description	Premium	
1	Diamond Cup Wheel Metal (segmented) 150x30x50ah   100/120 grit	<b>DCB1SC</b>	
2	Diamond Cup Wheel Metal (segmented) 150x30x50ah   170/200 grit	<b>DCB2SC</b>	
3	Diamond Cup Wheel Resin (slotted) 150x30x50ah   200 grit	<b>DCB230LFC</b>	
4	Polishing Cup Wheel 150x40x51ah   9RS40	<b>WR652PHS</b>	
5	Polishing Cup Wheel 150x40x51ah   9RS80	<b>WR62PS</b>	
6	Polishing Cup Wheel Status Cerium 150x37.4x50ah	<b>WEA61PS</b>	
7	Diamond Cup Wheel Metal (segmented) 150x30x50ah   170/200 grit	<b>DCB2SC</b>	
8	Diamond Cup Wheel Resin Arris (slotted) 150x30x50ah   270/325 grit	<b>DCBAFC</b>	
9	Polishing Cup Wheel – Arris 150x40x51ah	<b>WR650PHS</b> <b>WRR63PS</b>	
10	Diamond Cup Wheel Resin Arris (slotted) 150x30x50ah   270/325 grit	<b>DCBAFC</b>	
11	Polishing Cup Wheel – Arris 150x40x51ah	<b>WR650PHS</b> <b>WRR63PS</b>	
12	Polishing Cup Wheel 150x40x51ah   9RS80	<b>WR62PS</b>	
13	Polishing Cup Wheel Status Cerium 150x37.4x50ah	<b>WEA61PS</b>	
14	Polishing Cup Wheel Status Cerium 150x37.4x50ah	<b>WEA61PS</b>	
15	Polishing Cup Wheel Status Cerium 150x37.4x50ah	<b>WEA61PS</b>	

Additional options available. Contact Salem for more information.

**Wheels pictured** are from our premium tooling line.

## Vision 910P bevel

	Description	Standard	
1	Diamond Cup Wheel Metal (continuous) 150x30x50ah	<b>DCB9101C</b>	
2	Diamond Cup Wheel Metal (continuous) 150x30x50ah	<b>DC9102C</b>	
3	Diamond Cup Wheel Resin (solid) 150x34x50ah	<b>DC9103C</b>	
4	Diamond Peripheral Wheel (pencil edge) 175x50ah   6 mm groove	<b>DP8501P</b>	
5	Diamond Cup Wheel Resin (solid) 150x34x50ah	<b>DCB9104C</b>	
6	Diamond Cup Wheel Resin (solid) 150x34x50ah	<b>DC9105C</b>	
7	Diamond Cup Wheel Resin (solid) 150x34x50ah	<b>DCB9106C</b>	
8	Polishing Wheel NOVAFelt Felt 150x25x70ah	<b>FN6</b>	
9	Polishing Wheel NOVAFelt Felt 150x25x70ah	<b>FN6</b>	
10	Polishing Wheel NOVAFelt Felt 150x25x70ah	<b>FN6</b>	

Additional options available. Contact Salem for more information.

**Wheels pictured** are from our standard tooling line.

# DEWAY

## DJ252 flat

	Description	Premium	
1	Diamond Cup Wheel Metal (segmented) 150x45x13ah   J40   100/120 grit	<b>DWM1CSC</b>	
2	Diamond Cup Wheel Metal (segmented) 150x45x13ah   J40   170/200 grit	<b>DWM2SC</b>	
3	Diamond Cup Wheel Resin (slotted) 150x45x13ah   J40   200 grit	<b>DWR3LFC</b>	
4	Polishing Cup Wheel 150x44x13ah   J40   9R560	<b>WS8J6D</b>	
5	Polishing Cup Wheel – Cerium 150x13ah   J40	<b>WEA66PS</b> <b>WC36J4D</b>	
6	Diamond Cup Wheel Resin Arris (solid) 130x40x13ah   J40   270/325 grit	<b>DCTDWARFC</b>	
7	Polishing Cup Wheel – Arris 130x40x13ah   J40	<b>I1304013</b>	
8	Diamond Cup Wheel Resin Arris (solid) 130x40x13ah   J40   270/325 grit	<b>DCTDWARFC</b>	
9	Polishing Cup Wheel – Arris 130x40x13ah   J40	<b>I1304013</b>	

Additional options available. Contact Salem for more information.


**Wheels pictured** are from our premium tooling line.

## DJM9L flat

	Description	Premium	
1	Diamond Cup Wheel Metal (segmented) 150x45x13ah   J40   100/120 grit	<b>DWM1CSC</b>	
2	Diamond Cup Wheel Metal (segmented) 150x45x13ah   J40   170/200 grit	<b>DWM2SC</b>	
3	Diamond Cup Wheel Resin (slotted) 150x45x13ah   J40   200 grit	<b>DWR3LFC</b>	
4	Polishing Cup Wheel 150x44x13ah   J40   9R560	<b>WS8J6D</b>	
5	Polishing Cup Wheel – Cerium 150x13ah   J40	<b>WEA66PS</b> <b>WC36J4D</b>	
6	Diamond Cup Wheel Resin Arris (solid) 130x40x13ah   J40   270/325 grit	<b>DCTDWARFC</b>	
7	Polishing Cup Wheel – Arris 130x40x13ah   J40	<b>I1304013</b>	
8	Diamond Cup Wheel Resin Arris (solid) 130x40x13ah   J40   270/325 grit	<b>DCTDWARFC</b>	
9	Polishing Cup Wheel – Arris 130x40x13ah   J40	<b>I1304013</b>	

Additional options available. Contact Salem for more information.

**Wheels pictured** are from our premium tooling line.



# HISENG

## 9441S flat

	Description	Premium	
1	Diamond Cup Wheel Metal (segmented) 150x45x13ah   J40   100/120 grit	<b>DWM1CSC</b>	
2	Diamond Cup Wheel Metal (segmented) 150x45x13ah   J40   170/200 grit	<b>DWM2SC</b>	
3	Diamond Cup Wheel Resin (slotted) 150x45x13ah   J40   200 grit	<b>DWR3LFC</b>	
4	Polishing Cup Wheel 150x30x70ah   10S80	<b>WS69C</b>	
5	Diamond Cup Wheel Resin Arris (solid) 130x40x13ah   J40   270/325 grit	<b>DCTDWARFC</b>	
6	Polishing Cup Wheel – Arris 130x40x13ah   J40	<b>I1304013</b>	
7	Diamond Cup Wheel Resin Arris (solid) 130x40x13ah   J40   270/325 grit	<b>DCTDWARFC</b>	
8	Polishing Cup Wheel – Arris 130x40x13ah   J40	<b>I1304013</b>	
9	Polishing Cup Wheel – Cerium 150x13ah   J40	<b>WEA66PS</b> WC36J4D	

Additional options available. Contact Salem for more information.

**Wheels pictured** are from our premium tooling line.

## 9540S flat and miter










	Description	Premium	
1	Diamond Cup Wheel Metal (segmented) 150x45x13ah   J40   100/120 grit	<b>DWM1CSC</b>	
2	Diamond Cup Wheel Metal (segmented) 150x45x13ah   J40   170/200 grit	<b>DWM2SC</b>	
3	Diamond Cup Wheel Resin (slotted) 150x45x13ah   J40   200 grit	<b>DWR3LFC</b>	
4	Polishing Cup Wheel 150x30x70ah   10S80	<b>WS69C</b>	
5	Polishing Cup Wheel – Cerium 150x13ah   J40	<b>WEA66PS</b> WC36J4D	
6	Diamond Cup Wheel Resin Arris (solid) 130x40x13ah   J40   270/325 grit	<b>DCTDWARFC</b>	
7	Polishing Cup Wheel – Arris 130x40x13ah   J40	<b>I1304013</b>	
8	Diamond Cup Wheel Resin Arris (solid) 130x40x13ah   J40   270/325 grit	<b>DCTDWARFC</b>	
9	Polishing Cup Wheel – Arris 130x40x13ah   J40	<b>I1304013</b>	

Additional options available. Contact Salem for more information.

**Wheels pictured** are from our premium tooling line.

# SCHIATTI

## FPS1559 flat

	Description	Premium	
1	Diamond Cup Wheel Metal (segmented) 150x35x25ah   100/120 grit	<b>DCTS1SC</b>	
2	Diamond Cup Wheel Metal (segmented) 150x35x25ah   170/200 grit	<b>DCTS2SC</b>	
3	Diamond Cup Wheel Resin Arris (solid) 130x35x20ah   270/325 grit	<b>DCSARC</b>	
4	Diamond Cup Wheel Resin Arris (solid) 130x35x20ah   270/325 grit	<b>DCSARC</b>	
5	Polishing Cup Wheel – Arris 125x35x22ah	<b>W1B55C</b> WS55C	
6	Polishing Cup Wheel – Arris 125x35x22ah	<b>W1B55C</b> WS55C	
7	Diamond Cup Wheel Resin (slotted) 150x35x25ah   200 grit	<b>DCTS23LFC</b>	
8	Diamond Cup Wheel Resin (slotted) 150x35x25ah   600 grit	<b>DCTS25LFC</b>	
9	Polishing Cup Wheel – Cerium 150x22ah	<b>WEA60PS</b> FC5116ES	

Additional options available. Contact Salem for more information.

**Wheels pictured** are from our premium tooling line.



## FPS20RS flat


	Description	Premium	
1	Diamond Cup Wheel Metal (segmented) 150x35x25ah   100/120 grit	<b>DCTS1SC</b>	
2	Diamond Cup Wheel Metal (segmented) 150x35x25ah   170/200 grit	<b>DCTS2SC</b>	
3	Diamond Cup Wheel Resin (slotted) 150x35x25ah   200 grit	<b>DCTS23LFC</b>	
4	Diamond Cup Wheel Resin Arris (solid) 130x35x20ah   270/325 grit	<b>DCSARC</b>	
5	Diamond Cup Wheel Resin Arris (solid) 130x35x20ah   270/325 grit	<b>DCSARC</b>	
6	Polishing Cup Wheel – Arris 125x35x22ah	<b>W1B55C</b> WS55C	
7	Polishing Cup Wheel – Arris 125x35x22ah	<b>W1B55C</b> WS55C	
8	Polishing Cup Wheel 150x40x68ah   9R60	<b>WR660C</b>	
9	Polishing Cup Wheel 150x40x68ah   9R60	<b>WR660C</b>	
10	Polishing Cup Wheel – Cerium 150x22ah	<b>WEA60PS</b> FC5116ES	

Additional options available. Contact Salem for more information.

**Wheels pictured** are from our premium tooling line.



## SME10 flat and miter

	Description	Premium	
1	Diamond Cup Wheel Metal (segmented) 150x35x25ah   100/120 grit	<b>DCTS1SC</b>	
2	Diamond Cup Wheel Metal (segmented) 150x35x25ah   170/200 grit	<b>DCTS2SC</b>	
3	Diamond Cup Wheel Resin (slotted) 150x35x25ah   200 grit	<b>DCTS23LFC</b>	
4	Polishing Cup Wheel 150x40x68ah   9R60	<b>WR660C</b>	
5	Polishing Cup Wheel 150x40x68ah   9R60	<b>WR660C</b>	
6	Polishing Cup Wheel – Cerium 150x22ah	<b>WEA60PS</b> FC5116ES	
7	Diamond Cup Wheel Resin Arris (solid) 130x35x20ah   270/325 grit	<b>DCSARC</b>	
8	Diamond Cup Wheel Resin Arris (solid) 130x35x20ah   270/325 grit	<b>DCSARC</b>	
9	Polishing Cup Wheel – Arris 125x35x22ah	<b>W1B55C</b> WS55C	
10	Polishing Cup Wheel – Arris 125x35x22ah	<b>W1B55C</b> WS55C	

Additional options available. Contact Salem for more information.

**Wheels pictured** are from our premium tooling line.

## FPS50 flat

	Description	Premium	
1	Diamond Cup Wheel Metal (segmented) 150x35x25ah   100/120 grit	<b>DCTS1SC</b>	
2	Diamond Cup Wheel Metal (segmented) 150x35x25ah   170/200 grit	<b>DCTS2SC</b>	
3	Diamond Cup Wheel Resin (slotted) 150x35x25ah   200 grit	<b>DCTS23LFC</b>	
4	Diamond Cup Wheel Resin Arris (solid) 130x35x20ah   270/325 grit	<b>DCSARC</b>	
5	Diamond Cup Wheel Resin Arris (solid) 130x35x20ah   270/325 grit	<b>DCSARC</b>	
6	Polishing Cup Wheel – Arris 125x35x22ah	<b>W1B55C</b> WS55C	
7	Polishing Cup Wheel – Arris 125x35x22ah	<b>W1B55C</b> WS55C	
8	Polishing Cup Wheel 150x40x68ah   9R60	<b>WR660C</b>	
9	Polishing Cup Wheel 150x40x68ah   9R60	<b>WR660C</b>	
10	Polishing Cup Wheel 150x40x68ah   9R60	<b>WR660C</b>	
11	Polishing Cup Wheel Cerium Arris 150x22ah	<b>WEA60PS</b> FC5116ES	
12	Polishing Cup Wheel Cerium Arris 150x22ah	<b>WEA60PS</b> FC5116ES	
13	Polishing Cup Wheel – Cerium 150x22ah	<b>WEA60PS</b> FC5116ES	

Additional options available. Contact Salem for more information.

**Wheels pictured** are from our premium tooling line.

# LATTUADA

## TLR 10 AV flat and miter

	Description	Premium	
1	Diamond Cup Wheel Metal (segmented) 150x35x22ah   100/120 grit	<b>DCTL1SC</b>	
2	Diamond Cup Wheel Metal (segmented) 150x35x22ah   170/200 grit	<b>DCTL2SC</b>	
3	Diamond Cup Wheel Resin (slotted) 150x30x22ah   200 grit	<b>DCTL23LFC</b>	
4	Polishing Cup Wheel 150x30x70ah   10S40	<b>WS65C</b>	
5	Polishing Cup Wheel 150x30x70ah   10S80	<b>WS69C</b>	
6	Polishing Cup Wheel – Cerium 150x30	<b>WEA72PS</b> <b>WC362C</b>	
7	Diamond Cup Wheel Resin Arris (slotted) 130x40x8.5ah   230/270	<b>DCTLAFC</b>	
8	Polishing Cup Wheel – Arris 130x35x50ah	<b>WAR17C</b>	
9	Diamond Cup Wheel Resin Arris (slotted) 130x40x8.5ah   230/270	<b>DCTLAFC</b>	
10	Polishing Cup Wheel – Arris 130x35x50ah	<b>WAR17C</b>	

Additional options available. Contact Salem for more information.

**Wheels pictured** are from our premium tooling line.

## TL 11 flat

	Description	Premium	
1	Diamond Cup Wheel Metal (segmented) 150x35x22ah   100/120 grit	<b>DCTL1SC</b>	
2	Diamond Cup Wheel Metal (segmented) 150x35x22ah   170/200 grit	<b>DCTL2SC</b>	
3	Diamond Cup Wheel Resin (slotted) 150x30x22ah   200 grit	<b>DCTL23LFC</b>	
4	Diamond Cup Wheel Resin Arris (slotted) 130x40x8.5ah   230/270	<b>DCTLAFC</b>	
5	Polishing Cup Wheel – Arris 130x35x50ah	<b>WAR17C</b>	
6	Diamond Cup Wheel Resin Arris (slotted) 130x40x8.5ah   230/270	<b>DCTLAFC</b>	
7	Polishing Cup Wheel – Arris 130x35x50ah	<b>WAR17C</b>	
8	Polishing Cup Wheel 150x30x50ah   9RS60	<b>WR650CS</b>	
9	Polishing Cup Wheel 150x30x50ah   9RS60	<b>WR650CS</b>	
10	Polishing Cup Wheel 150x30x50ah   10S60	<b>WS52C</b>	
11	Polishing Cup Wheel – Cerium 150x30	<b>WEA72PS</b> <b>WC362C</b>	

Additional options available. Contact Salem for more information.

**Wheels pictured** are from our premium tooling line.











## TLR 13 AV C flat and miter

	Description	Premium	
1	Diamond Cup Wheel Metal (segmented) 150x35x22ah   100/120 grit	<b>DCTL1SC</b>	
2	Diamond Cup Wheel Metal (segmented) 150x35x22ah   170/200 grit	<b>DCTL2SC</b>	
3	Diamond Cup Wheel Resin (slotted) 150x30x22ah   200 grit	<b>DCTL23LFC</b>	
4	Diamond Cup Wheel Resin (slotted) 150x30x22ah   400 grit	<b>DCTL24LFC</b>	
5	Diamond Cup Wheel Resin (slotted) 150x30x22ah   600 grit	<b>DCTL25LFC</b>	
6	Polishing Cup Wheel 150x30x50ah   10S40	<b>WS51C</b>	
7	Polishing Cup Wheel 150x30x50ah   10S60	<b>WS52C</b>	
8	Polishing Cup Wheel – Cerium 150x30	<b>WEA72PS</b> WC362C	
9	Polishing Cup Wheel – Cerium 150x30	<b>WEA72PS</b> WC362C	
10	Diamond Cup Wheel Resin Arris (slotted) 130x40x8.5ah   230/270	<b>DCTLAFC</b>	
11	Polishing Cup Wheel – Arris 130x35x50ah	<b>WAR17C</b>	
12	Diamond Cup Wheel Resin Arris (slotted) 130x40x8.5ah   230/270	<b>DCTLAFC</b>	
13	Polishing Cup Wheel – Arris 130x35x50ah	<b>WAR17C</b>	

Additional options available. Contact Salem for more information.

**Wheels pictured** are from our premium tooling line.

## Gamma 10 bevel

	Description	Standard	
1	Diamond Cup Wheel Metal (continuous) 150x40x22ah   80/100 grit	<b>DCL1C</b>	
2	Diamond Cup Wheel Metal (continuous) 150x40x22ah   140/170 grit	<b>DCL2C</b>	
3	Diamond Cup Wheel Resin (solid) 150x40x22ah   170 grit	<b>DCL3RC</b>	
4	Diamond Cup Wheel Resin (solid) 150x40x22ah   230 grit	<b>DCL4RC</b>	
5	Diamond Cup Wheel Resin (solid) 150x40x22ah   400 grit	<b>DCL5RC</b>	
6	Diamond Cup Wheel Resin (solid) 150x40x22ah   600 grit	<b>DCL6RC</b>	
7	Polishing Cup Wheel 100x35x30ah	<b>W2B1C</b>	
8	Polishing Wheel NOVA Felt Felt 150x25x70ah	<b>FN6</b>	
9	Polishing Wheel NOVA Felt Felt 150x25x70ah	<b>FN6</b>	
10	Polishing Wheel NOVA Felt Felt 150x25x70ah	<b>FN6</b>	

Additional options available. Contact Salem for more information.

**Wheels pictured** are from our standard tooling line.

# FUSHAN

## FJM10-45 flat and miter

	Description	Premium	
1	Diamond Cup Wheel Metal (segmented) 150x45x22ah   100/120 grit	DCT1SC	
2	Diamond Cup Wheel Metal (segmented) 150x45x22ah   170/200 grit	DCT2SC	
3	Diamond Cup Wheel Resin (slotted) 150x45x22ah   200 grit	DCT23LFC	
4	Diamond Cup Wheel Resin (slotted) 150x45x22ah   400 grit	DCT24LFC	
5	Polishing Cup Wheel 150x30x70ah   10S80	WS69C	
6	Polishing Cup Wheel X5000 Cerium 150x30x70ah	WC5C	
7	Diamond Cup Wheel Resinmetal Arris (solid) 130x35x22ah   200/230 grit	DCFARC	
8	Polishing Cup Wheel - Arris 125x35x22ah	W1B55C	
9	Diamond Cup Wheel Resin/Metal Arris (solid) 130x35x22ah   200/230 grit	DCFARC	
10	Polishing Cup Wheel - Arris 125x35x22ah	W1B55C	

Additional options available. Contact Salem for more information.

**Wheels pictured** are from our premium tooling line.



# ZANETTI

## Bismatic II bevel

	Description	Standard	
1	Diamond Cup Wheel Metal (continuous) 150x30ah	891-02	
2	Diamond Cup Wheel Resin (solid) 150x30ah	892-02	
2	Diamond Cup Wheel Resin (speed cut) 150x30ah	892-02-SC	
1-2	Diamond Cup Wheel Resin (triple band) 150x30ah	891-02-TBT	
3	Polishing Cup Wheel Artifex Composition* 150x30x30/125ah   46 grit	WAR61E	
3	Polishing Cup Wheel Marrose Composition* 150x35x30ah   46 grit	WKT6P	

Additional options available. Contact Salem for more information.

**Wheels pictured** are from our standard tooling line.

\*Composition wheels mounted on disposable hubs.

# CNC AND MANUAL SHAPE MACHINES

## Diamond Peripheral Wheels

Ø	Glass Thickness	Flat Segmented	Trap	Pencil Edge	
100x22ah	3 mm	C DP4233P	C DP585HSP F DP577HSP	M DP404P F DP403P	
		4 mm	C DP4233P	M DP4227P F DP4226P	M DP4124P
	5 mm		C DP4233P	C DP4012P M DP4257P F DP4015P	C DP4118P M DP4120P F DP4123P
		6 mm	C DP4233P	C DP4330P M DP4232P F DP4231P	C DP4290P M DP4291P F DP4292P
			8 mm	C DP4310P	C DP4441P M DP4235P F DP4443P
	10 mm			C DP4282P	C DP4331P M DP4238P F DP4237P
		12 mm		C DP4262P	C DP4332P M DP4241P F DP4240P
			15 mm	C DP4354P	C DP4461P M DP4152P F DP4153P
	19 mm			C DP4248P	C DP4333P M DP4247P F DP4246P
5 mm		C DP6601P		M DP6050P F DP6051P	C DP6207P M DP6208P F DP6209P
		6 mm	C DP6601P	M DP6060P F DP6061P	C DP6211P M DP6213P F DP6214P
	8 mm		C DP6611P	M DP6080P F DP6081P	M DP6168P F DP6269P
10 mm			C DP6090P	M DP6100P F DP6101P	C DP6272P F DP6273P
		12 mm	C DP6120P	M DP6125P F DP6126P	C DP6274P F DP6275P
	15 mm		C DP6500P	M DP6150P F DP6151P	
19 mm			C DP6189P	M DP6190P F DP6191P	C DP7044P M DP7045P F DP7046P



### Diamond Peripheral Wheels

Peripheral wheels are primarily used for producing pencil and trap shapes, as well as flat edges. Due to the orientation of the diamond wheel to the glass edge, peripheral wheels will wear in a non-uniform manner. With proper maintenance and wheel selection, the severity of this wear can be minimized. Contact Salem to take your production to the next level.

Contact us for additional options and availability.




### Wheel Adapters

22 mm ah wheel adapter.....D5121A  
25 mm ah wheel adapter..... D5121  
30 mm ah wheel adapter.....D4706

Screws:

5 x 25 mm..... C307  
5 x 35 mm..... C304

**C** = Coarse  
**M** = Medium  
**F** = Fine



Additional options available.

# COOLANTS

## New Generation Coolants

Grinding with diamonds is an interaction of glass with the diamond bonding matrix and coolant, thereby making diamond coolants a vital component of the grinding process. In partnership with the leading coolant manufacturers, SALEM has aided in the development of a new generation of coolants. These new generation coolants can be more appropriately termed "grinding fluids," as in addition to cooling, they lubricate, inhibit rust and biologic growth, control foam, settle debris and clean particulate from the work surface.



## Optimum Concentrations for the Majority of Beveling & Edging Applications

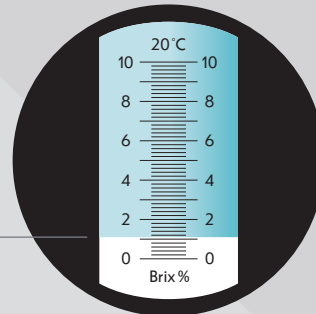
# STM990

5%

Concentration

1.1

Refractometer  
Reading



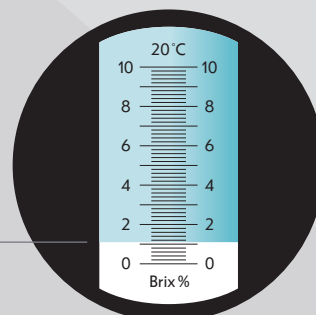
# STM980

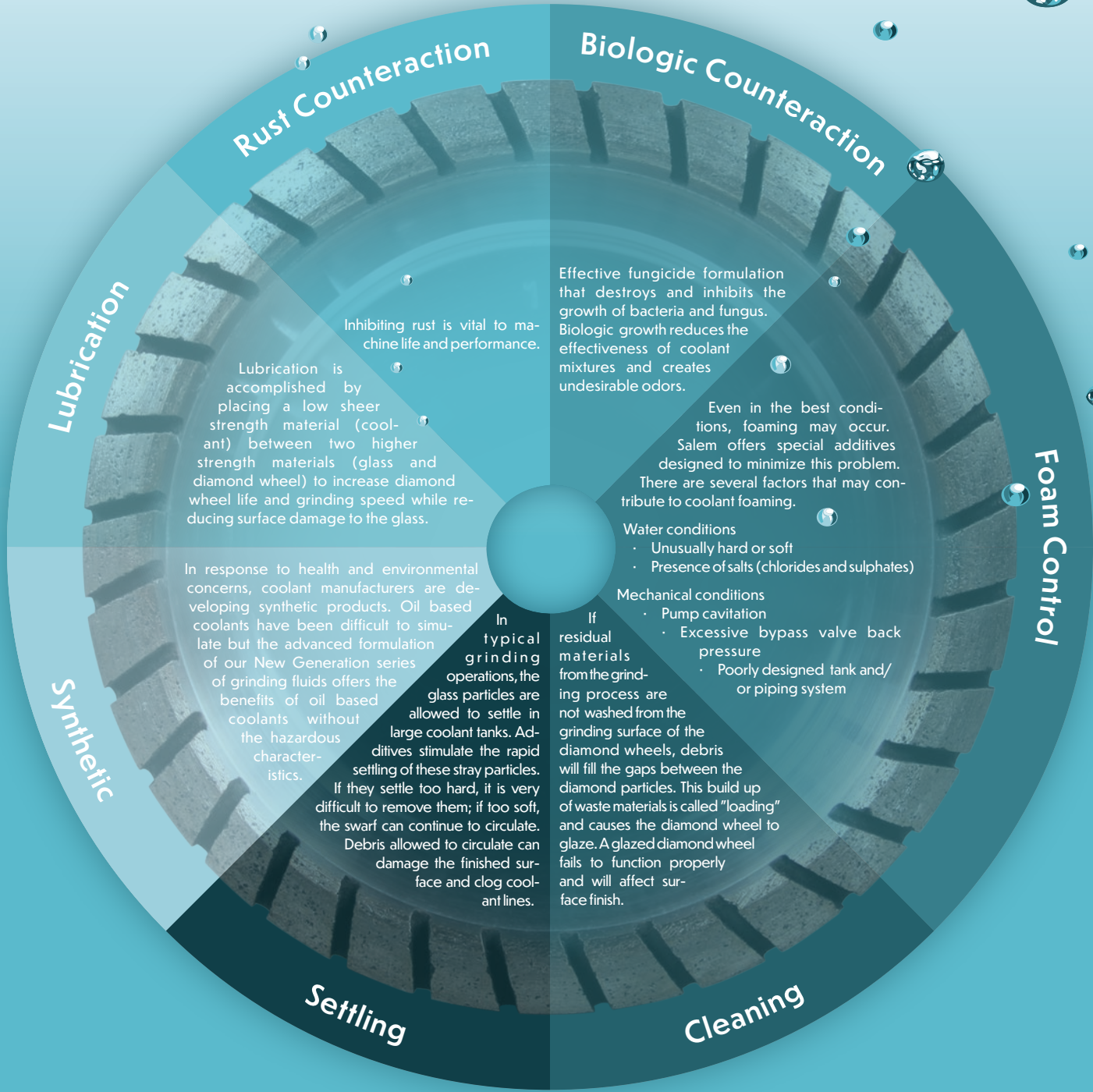
5%


Concentration

1.1

Refractometer  
Reading







Maintaining strict controls on coolant mixtures is imperative to maximizing any coolant application. Proper coolant concentrations will:

- Extend Diamond Tool Life
- Optimize Diamond Tool Performance
- Reduce Subsurface Damage
- Protect Machinery (Inhibit Rust)

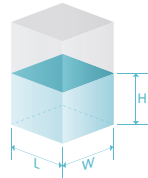
The recommended coolant concentrations (water to coolant ratio) listed in the catalog are to be used as "starting points". There are many external variables that affect coolant performance (water conditions, temperatures, materials being processed, processing speeds etc.) Due to these variables, the optimum concentration will vary from plant to plant and even from job to job. Defining and maintaining the "target" concentration for a particular application will greatly enhance diamond grinding efficiency.

### The Following Will Aid in Determining Optimum Coolant Concentrations

Volume (in gallons) for a Square Tank	
$L \times W \times H$ (inside dimensions*)	= Volume (in cubic inches)
$\frac{\text{Volume (in cubic inches)}}{231}$	= Volume (in gallons)

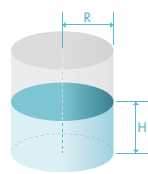
  

Volume (in gallons) for a Cylindrical Tank	
$\pi \times R^2 \times H$ (inside dimensions*)	= Volume (in cubic inches)
$\frac{\text{Volume (in cubic inches)}}{231}$	= Volume (in gallons)



- L = Length (in inches)
- W = Width (in inches)
- H = Height\* (in inches)

\*Height (in inches) should be measured as the depth of the coolant mixture not the overall height of the tank.



- $\pi = 3.142$
- R = Radius (in inches) =  $\frac{\text{diameter (in inches)}}{2}$
- H = Height\* (in inches)

\*Height (in inches) should be measured as the depth of the coolant mixture not the overall height of the tank.

## Coolant Additives

No matter how well a coolant works, conditions can arise where it is necessary to add chemicals at the tank.

**Biocide** - If foul odor develops in cooling water, the addition of a biocide tank-side will kill the odor-causing bacteria. However, the bacteria that cause coolant odor are anaerobic and cannot survive in an oxygen-rich environment. They often breed in the swarf of a cooling-water tank that stands idle for one or more days during production lapses. It is often possible to eliminate coolant odor by running the re-circulation pump at least once a day during down times to aerate the coolant. If that does not suffice, adding a biocide usually cures the problem quickly.

**Defoamer** - Any contaminants to the coolant may cause some form of increased foam or entrained air. Additions of a defoamer will mitigate any negative consequences to coolant contamination, such as oil, cleaners and high levels of suspended solids. Defoamer will help maintain the current coolant performance without having to dump an entire tank when foam or entrained air builds over time.

**Flocculant** - In glass grinding applications, the presence of glass particles suspended in the coolant reduces the overall grinding efficiency, diamond wheel performance and both diamond wheel and coolant life. Flocculants are chemical compounds used to settle suspended glass particulate, and other solids, to ensure the optimal performance of both the coolant and the diamond wheels.

### Grotan biocide

A broad spectrum bactericide/fungicide used extensively to prevent microbial contamination in coolant solutions. This fast acting bactericide will extend coolant life by eliminating foul smelling bacteria and fungi. Grotan can be used in individual sumps as well as large central systems.

5 gallon Pail .....M804-P

### STM720 defoamer

A highly effective, non-silicone tank-side defoamer. It is used in very small quantities and maintains long lasting performance. Treatment recommendations are 4 - 8 oz per 250 gallons. STM720 is fully washable under typical industrial cleaning and rinsing practices and allows for subsequent painting after washing, without defect.

1 gallon jug .....STM720-G  
5 gallon pail.....STM720-P

### Ultra Clean flocculant

A flocculant to stimulate rapid yet soft settling of glass particulate suspended in coolant solutions. Maximizes coolant life and retards glass build-up (glazing) on diamond wheels. Reduces coolant line clogging and diamond wheel dressing. Does not require dilution - use at 100%.

5 gallon pail..... M916P  
55 gallon drum.....M916D



## Synthetic Coolants

Salem's line of synthetic coolants are mineral and petrochemical free while providing rust protection and lubricity to the grinding wheels. The STM line is compatible with polishing wheels including the industry's premier polishing wheel, the Vero wheel.

### STM990 synthetic

STM990 is a high performance, synthetic coolant designed to work specifically with flocculant dosing systems – like ChemWest's particle separation systems. The formulation effectively manages the glass swarf by readily combining with an injected flocculant to eliminate diamond wheel glazing, clogged coolant lines and to ensure thorough yet soft settling. The advanced lubricity of STM990 yields optimal grinding performance in the most demanding production applications by promoting high stock removal rates and producing excellent surface finishes. This comprehensively formulated coolant also exhibits low foaming as well as a biocide to minimize odor created by bacterial growth and is stable throughout a broad range of water conditions (hard to soft). Coolant concentration of STM-990 should be checked daily.

5 gallon pail.....STM990-P  
 55 gallon drum..... STM990-D  
 275 gallon tote..... STM990-T

### STM980 synthetic

STM980 is a Salem exclusive synthetic coolant that features a proprietary lubricant and flocculant formulation to optimize the glass grinding process. It is the perfect choice for settling tanks, centrifuges and filter press systems. The advanced lubricity of STM980 yields optimal grinding performance in the most demanding production applications by promoting high stock removal rates and producing excellent surface finishes. The flocculant package manages the swarf to eliminate diamond wheel glazing, clogged coolant lines and to ensure soft settling. This comprehensively formulated coolant also exhibits low foaming as well as a biocide to minimize odor created by bacterial growth and is stable throughout a broad range of water conditions (hard to soft).

5 gallon pail.....STM980-P  
 55 gallon drum..... STM980-D  
 275 gallon tote..... STM980-T

### Sahara Dry synthetic

One pound of Sahara Dry Powder converts 100 gallons of tap water into a state-of-the art grinding fluid. Sahara Coolant provides benefits superior to most other synthetic coolants. It provides good lubricity for smooth grinding and longer diamond-wheel life. This coolant does not foam and causes swarf to settle softly for easier and faster tank cleaning.

40 lb pail ..... MSDB-P



### STMSETTLE-19 flocculant

STM SETTLE-19 is a high molecular weight flocculant that is highly effective in the flocculation of many types of total suspended solids (TSS) in liquid coolant systems, including glass, and is ideal for ChemWest particle removal systems. STM SETTLE-19 is concentrated and requires a high dilution of 500:1 (0.2%) before being added to the solids separation system. This flocculant has a very mild pH, which will eliminate the acid-caused corrosion on ferrous metal and aluminum found with the use of many coagulants additives (i.e. Poly-aluminum Chloride-PAC).

1 gallon jug ..... STMSETTLE19-G

### STMSETTLE-28 flocculant


STM SETTLE-28 is a blend of organic and inorganic coagulants, that is highly effective in the flocculation of many types of total suspended solids (TSS) in liquid systems, including glass, and is ideal for a variety of solids separators, such as the "CLEAN 20" type systems, as well as industrial centrifuges. STM SETTLE-28 should be added at full-strength directly into the system prior to the dirty return area. Recommended treatment levels will be 200 to 600ppm, depending on TSS load. This flocculant has a moderate pH, which will not exhibit the aggressive acid-caused corrosion on ferrous metal and aluminum found with the use of many coagulants additives (i.e. Poly-aluminum Chloride-PAC).

1 gallon jug ..... STMSETTLE28-G  
 5 gallon pail..... STMSETTLE28-P  
 55 gallon drum..... STMSETTLE28-D



# POLISHING PRODUCTS

Cerium Science & Preparation.....49  
Cerium .....52  
Felt Polishing Wheels .....54  
Composition Polishing Wheels.....56



57 La Lanthanide 138.91	58 Ce Cerium 140.12	59 Pr Praseodymium 140.907	60 Nd Neodymium 144.24	61 Pm Promethium (145)	62 Sm Samarium 150.35	63 Eu Europium 151.96	64 Gd Gadolinium 157.25	65 Tb Terbium 158.924	66 Dy Dysprosium 162.50	67 Ho Holmium 164.930	68 Er Erbium 167.26	69 Tm Thulium 168.934	70 Yb Ytterbium 173.04	71 Lu Lutetium 174.97
----------------------------------	------------------------------	-------------------------------------	---------------------------------	---------------------------------	--------------------------------	--------------------------------	----------------------------------	--------------------------------	----------------------------------	--------------------------------	------------------------------	--------------------------------	---------------------------------	--------------------------------

58  
Ce  
Cerium  
140.12

The abundant metallic elements of atomic numbers **57** through **71** (Lanthanide series) are known as rare earths, so called because they were originally thought to be rare. Cerium oxide (atomic number 58) is the most abundant of the rare earth compounds. Cerium oxide in a water slurry is the best polishing agent for glass in regards to the rate of removal and ultimate surface finish.

Polishing  
Theory

Polishing is the act of producing a sufficient degree of surface smoothness so that light, transmitted through or reflected at that surface, is not disturbed by surface irregularities. The polishing mechanism is still poorly understood at the chemical/molecular level. Polishing results in glass removal and does show a dependence on chemical properties of the glass. The nature of the liquid present during polishing is crucial. Active hydroxyl groups, as found especially in water, must be present for the polishing phenomenon to happen.

When a glass material, typically an alkalis silicate, comes in contact with cerium oxide in a water slurry, a complicated series of steps take place; ion exchange, dissolution of glass constituents and possible structural changes. The surface of the glass is chemically modified and it is this softer hydrated layer that is mechanically removed during the polishing process.

Polishing  
Performance

**Selection**

Polishing performance is dependent upon the chemical properties of the specific type of glass being polished. Glass materials vary in degree of reactivity to cerium oxide polishing slurries. Manufacturers engineer polishes to be more chemically or mechanically active to optimize polishing performance on a particular glass. For example, BK7 is a relatively hard optical glass (Knoop 520) and reacts readily to the chemical process of polishing. The polish used would be one that was processed to be more chemically reactive. On the other hand, Crown optical glass is not as hard (Knoop 450) but is more chemically durable. In this case, the polish used would be one that had been thermally treated to increase particle hardness to maximize the mechanical characteristics.

See the next page for a detailed instruction process.

Polishing Performance

Preparation

Optimum results can only be achieved by careful slurry preparation and maintenance. The following is a proven method that will ensure consistent and dependable cerium oxide polishing – job after job.

- Measure 3/4 of the water required for a charge. Only use water between 90 -95°F. Ordinary tap water can be used, but in some areas and applications optimum results are obtained by using treated water.
- While stirring the water, vigorously sprinkle the cerium oxide compound into the water. To minimize agglomeration of the particles, avoid adding the compound too quickly. This will ensure maximum suspension and complete “wetting”.
- Continue to stir the slurry for approximately 5 minutes after all the compound has been added. The stirring time will vary from application to application depending upon the type of cerium oxide compound being used and the target concentration (Baumé).

Baumé (°Bé)	Ounces of Cerium per Gallon of Water
1	1.6
2	2.4
3	4.0
4	5.6
5	7.2
6	8.0
7	9.6
8	11.2
9	12.8
10	14.4
11	15.2
12	17.6

- Allow the slurry to set for several hours or overnight to allow for optimum wetting.
- Before adding the prepared slurry into the machine, re-stir vigorously and add the remaining water to achieve the required Baumé. Verify the Baumé and make adjustments if necessary.
- Monitor the Baumé every 2 hours during the polishing cycle and make adjustments accordingly.
- Check the temperature of the slurry regularly. In most applications, optimum results are obtained with slurry temperatures between 86-95°F.
- Check the pH of the slurry when used over a prolonged period. Optimum polishing speeds and finishes are obtained when the pH is between 7.0 and 9.0.

This chart reflects typical relationships. Actual amounts will vary depending upon the specific polish utilized.



57 La Lanthanide 138.91	58 Ce Cerium 140.12	59 Pr Praseodymium 140.907	60 Nd Neodymium 144.24	61 Pm Promethium (145)	62 Sm Samarium 150.35	63 Eu Europium 151.96	64 Gd Gadolinium 157.25	65 Tb Terbium 158.924	66 Dy Dysprosium 162.50	67 Ho Holmium 164.930	68 Er Erbium 167.26	69 Tm Thulium 168.934	70 Yb Ytterbium 173.04	71 Lu Lutetium 174.97
----------------------------------	------------------------------	-------------------------------------	---------------------------------	---------------------------------	--------------------------------	--------------------------------	----------------------------------	--------------------------------	----------------------------------	--------------------------------	------------------------------	--------------------------------	---------------------------------	--------------------------------

## Concentration

When recharging the system always thoroughly clean the slurry tanks.

Maintaining the proper cerium concentration (solids to liquid ratio) is vital to efficient glass polishing. Studies show that companies not systematically monitoring cerium concentrations are using up to 50% too much cerium oxide. Using more cerium than the optimum amount does not increase polishing performance, but only adds to production costs. Too much cerium oxide will cause the polishing pad to load and glaze, dramatically reducing polishing effectiveness. Optimizing the slurry concentration reduces “carry-out,” resulting in lower cerium consumption while yielding a cleaner glass surface.

- Determine the target concentration. This will vary depending upon application, type of cerium, etc.
- Schedule routine checks of the slurry throughout a shift and make necessary adjustments to maintain the slurry at the optimum concentration.
- The concentration of cerium oxide in a polishing slurry is normally measured with a float hydrometer, reading in degrees Baumé.
- A sample of slurry is poured into a beaker.
- The hydrometer is then gently lowered into the liquid until it floats freely.
- The point where the surface of the liquid touches the graduated scale of the hydrometer is noted and then accurate adjustments to the slurry can be made.



## Hydrometers

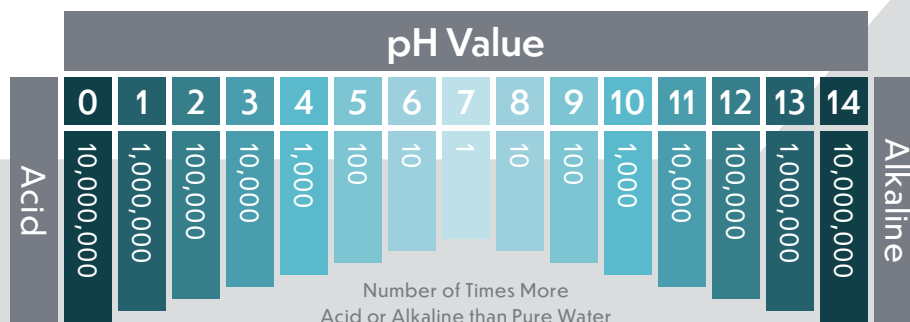
KIT (M307 hydrometer + M313 test tube)...MK307  
 0-26° Glass Hydrometer (6.5")..... M307  
 Plastic Cylinder w/base (14")..... M309  
 Glass Test Tube w/cap (8")..... M313  
 KIT (M308 hydrometer + M309 cylinder) ....MK308  
 0-25° Glass Hydrometer (12")..... M308



## pH

pH is a measurement of the hydrogen ion concentration of a solution, or the acidity of the solution. Alkalinity depends upon the concentration of hydroxyl ions and could be expressed in a similar pOH scale. However, since the sum of hydrogen ions and hydroxyl ions is constant in a water solution, two scales are not necessary, and pH values are used to express alkalinity as well as acidity. In order to convey some idea of the degree of acidity relating to various pH values, a solution with a pH of 5.0 is ten times as acidic as a solution with a pH of 6.0; a solution with a pH of 4.0 is ten times as acidic as one with the pH of 5.0. Thus a pH of 4.0 indicates an acidity one hundred times greater than a pH of 6.0. Similar relationships also hold true on the alkaline side of the scale. This relationship is represented by the chart.

- Stock removal rates can be affected by pH. It is important to know the optimum pH and control it.
- Some polishing compounds lose their suspension properties and settle hard when the proper pH is not maintained.
- Some types of glass may be etched when the proper pH level is not maintained.
- Glass by its composition is alkaline. During the polishing cycle, surface residues from the glass leach into the polishing slurry, gradually increasing the alkalinity of the polish.
- A too high or too low pH may cause operator discomfort.





- Salem 22
- Vista
- Axion
- Quantum
- Lensmax A
- Eclipse
- Status

Pre-Silver

Auto Straight Bevel & Edge

Auto Shape Bevel & Edge

Manual Polish



### Salem 22

Salem 22 contains an unusually high cerium content for its economical price. It exhibits good stock removal and polishing times at low concentrations. Salem 22 is highly recommended for processes from pre-silvering scrubs to shape bevel polishing. It is compatible with all synthetic and natural polishing wheel materials.

20 kilogram pail (4 - 5 kilogram bags) – 27 pails/pallet.....CS22K20

Average Particle Size	pH Factor	CeO <sub>2</sub> / TREO %
2.0 μ	7.0	75 ± 5



### Vista

Vista is a versatile, competitively priced cerium oxide glass polishing compound. This white polishing compound is equally effective in production glass polishing applications as well as glass cleaning in pre-silvering scrubs. Vista's formulation exhibits a free-flowing sheeting action that reduces both carry-out and the necessity for post polish cleaning of glass and equipment.

20 kilogram pail (4 - 5 kilogram bags) – 27 pails/pallet.....C41

Average Particle Size	pH Factor	CeO <sub>2</sub> / TREO %
1.5 - 3.0 μm	7.5	65 ± 5



### Axion

Axion is a high production grade white cerium oxide based polishing compound. It features consistent particle hardness and size as well as a highly effective chemical supporting package. Axion is formulated to effectively polish at lower concentrations and achieve target baumé levels with lower volume. It disperses immediately with typical cerium tank agitation. It stays in suspension during use and settles slowly and softly when idle, and will totally re-suspend within minutes of agitation.

20 kilogram pail .....C421

Average Particle Size	pH Factor	Cerium Oxide %
3.4 μ	7.5	62 ± 3



## Quantum

Quantum provides high stock removal at high-speeds with minimal usage. This new polish features a suspension treatment that settles softly and resists the effects of cooling water intrusion. Quantum produces bright finishes at reduced pressures that will also improve the life of the polishing wheels.

20 kilogram box .....CQ1K20

Average Particle Size	pH Factor	CeO <sub>2</sub> / TREO %
2.45 μ	6.2	64



## Lensmax A

Lensmax A is a medium grade tan colored cerium oxide based glass polishing compound. It is successfully used in most glass polishing applications. It is formulated to exhibit good suspension and stock removal rates. Compared to other medium grade cerium based polishes, Lensmax A yields lower carry-out with exceptional ease of cleaning.

20 kilogram pail .....C60

Average Particle Size	pH Factor	CeO <sub>2</sub> / TREO %
1.5 μ	7.5	55



## Eclipse

Eclipse is recommended for glass polishing applications in both the flat glass and mirror industry and for the precision optical industry. Eclipse provides high removal rates combined with outstanding finish quality for a broad range of applications. The suspension characteristics maintain consistent Baumé levels for recirculating systems.

20 kilogram pail .....CE209

Average Particle Size	pH Factor	Cerium Oxide %
3.4 μ	7.0	60 ± 5



## Status

Status is a premium grade white cerium oxide based glass polishing compound. This high-quality polish is not suspension treated. Its special formulation makes it effective with both brush-on and scratch removal applications. Status yields extremely high stock removal while producing pristine surface finishes.

20 kilogram pail .....CE410

Average Particle Size	pH Factor	Cerium Oxide %
2.05 μ	7.0	65 ± 3



## NOVAFelt

NOVAFelt is the latest development in synthetic polishing wheel technology. The yellow color is not the only thing unique about NOVAFelt. The base construction of this wheel is a polyester fiber that is impregnated utilizing state-of-the-art polymer technology. The uniquely engineered fiber structure sets this wheel apart from all other competitive products. The NOVAFelt fiber architecture yields an open pore structure that will readily accept a cerium charge but resist "loading" and glazing. This allows NOVAFelt to polish more like natural wool but with all the positive characteristics of a synthetic material.


130x25x70ah – NOVAFelt – yellow .....	FN5	150x40x70ah – NOVAFelt – yellow .....	FN63
Ready-Mount .....	FN5P	170x25x70ah – NOVAFelt – yellow .....	FN71
150x25x70ah – NOVAFelt – yellow .....	FN6	Ready-Mount .....	FN71P
Ready-Mount .....	FN6P	185x25x115ah – NOVAFelt – yellow .....	FN7
150x25x105ah – NOVAFelt – yellow .....	FN65	Ready-Mount .....	FN7P

## HP

The HP is a high performance synthetic, vertically fiber oriented polishing wheel. These wheels feature a high density yet extremely absorbent construction to yield long wear life and an excellent polish. The high absorbency and fiber orientation allow for efficient polishing on all types of automatic polishing equipment.

130x25x70ah – HPV Solid – white .....	FHV53
150x25x100ah – HPV Solid – white.....	FHV68
190x25x118ah – HPV Solid – white.....	FHV75
200x25x90ah – HPV Solid – white .....	FHV83

Can be made ready-mount upon request.



## HPB Plus

The HP Plus is a synthetic, spiral wound polishing wheel used to increase absorbency and maximize polishing action. Special construction techniques align the fibers into an optimum position to increase absorbency. This fiber orientation facilitates quick and thorough "wetting" to ensure high-performance polishing even with low polish flow rates. The HP Plus is treated with a proprietary polishing enhancer to allow it to polish at lower pressures extending wheel life and minimizing spindle wear.

150x25x70ah – HPB Plus – white .....	FPB6
Ready-Mount .....	FPB6P
150x40x70ah – HPB Plus – white.....	FPB64
Ready-Mount .....	FPB64P
170x25x70ah – HPB Plus – white .....	FPB76
Ready-Mount.....	FPB76P
185x25x115ah – HPB Plus – white .....	FPB7
Ready-Mount .....	FPB7P
150x25x10.5/70ah – HPB Plus – CCW spiral .....	FPB62P
150x25x10.5/70ah – HPB Plus – CW spiral .....	FPB61P






## Ready-Mount

Ready-Mount is an ingenious way to eliminate the costly, time consuming and environmentally unfriendly chore of gluing felt polishing wheels to the hub.

Currently, the Ready-Mount System is available for use on Bovone beveling and edging machines. This includes any Salem felt wheel in 150mm, 170mm and 185mm sizes.

The felt wheels are pre-mounted to steel plates that have been specially treated to inhibit rust and to facilitate permanent adhesion. The mounting plates are die stamped producing a perfectly centered pilot hole and 3 bolt holes to ensure quick and accurate mounting. The pre-mounted felt wheels bolt to modified Bovone hubs. The hubs are precision machined to readily accept the pre-mounted wheels.

Kits are available to get started and include the appropriate type of mounting plate and amount of stainless steel bolts to mount the felt wheels. The pre-mounted felt wheels are sold separately.



## OEM and Ready-Mount Polishing Wheel Hubs

Machine	Description	OEM Felt Hub Item #	Ready-Mount Hub Item #	Ready-Mount Hub Kit Item #
Beveler 200 Series	#1 Felt - 150 mm	E511327	E511327A	E511327AKR E511327AKF
	#2 Felt - 185 mm	E514018	N/A	N/A
Beveler 300 Series	#1-2-3 Felts - 150 mm (old style)	E504061	E504061A	E504061AK
	#1-2-3 Felts - 150 mm	E504342	E504342A	E504342AK
	#2 Felt - 185mm	E500056	E500056A	E500056AK
Beveler 400 Series	#1-2-3-4 Felts - 150 mm	50001606040	50001606040A	N/A
Edger ELB 10	Flat Edge - 170 mm	E511132	E511132A	E511132AK
Edger ELB 10/45	Flat/Miter - 170 mm	E511132	E511132A	E511132AK
Edger ELB 14	Front & Back Seam - 130 mm	E509498	E594984A	E594984AK
	Flat Edge - 150 mm	E505020	E505020A	E505020AK
Edger ELB 17/45	Flat/Miter - 170 mm	E511132	E511132A	E511132AK
	Front & Back Seam - 150 mm	E511327	E511327A	E511327AKR E511327AKF
	Flat Edge - 150 mm	E505020	E505020A	E505020AK



### Mounting Nuts

Front.....E500304A  
Back.....E500305A



See our Suggested Tooling Setup section or call our knowledgeable staff for more polishing wheel options.

We offer a complete line of high performance value packed composition polishing wheels. With 20 different types, peripheral and cup configurations, mounted and unmounted - there is a wheel to maximize your specific application. Please reference our Suggested Tooling Sheet Section, starting on page 13, for applications.

## Cup Polishing Wheels

Cup type composition wheels are manufactured with a metal, plastic, or a composite mounting plate bonded to a ring-shaped composition wheel to form a cup configuration. Cup type composition wheels use their "face" surface to exclusively polish flat surfaces. This configuration maximizes wheel life by exposing the maximum polishing wheel surface area to the glass.



## Cerium Impregnated Cup Wheels

The latest generation of cerium impregnated composition wheels are capable of producing edge finishes comparable to those produced with felt wheels and cerium oxide. The Salem Vero and the Salem Status cerium composition wheels are available in configurations to fit most production edging machines.



### Salem Vero Wheels

The Salem Vero wheel is the highest quality flat and miter edge polishing wheel on the market. The unique composition of the polishing layer is very durable while achieving a very high quality polish. To produce a higher quality polish would require cerium oxide and felt wheels. Vero wheels excel with fixed spindle configurations with no or very little air pressure and are compatible with straight water or STM Coolants.



### Salem Status Wheels

The Salem Status wheel excels on edgers using air assisted spindles. These wheels have a porous, non-loading structure that is wear resistant, easy to use and produces nearly optically clear surfaces. Status wheels utilize a very high grade of cerium oxide at a high concentration to achieve these results. Available for many machine and spindle configurations, Status wheels are compatible with straight water and STM Coolants.

## Peripheral Polishing Wheels

Peripheral wheels utilize their peripheral surface to polish edge profiles. Diamond wheels produce the shape of the edge profile of the glass. The peripheral type composition polishing wheel quickly assumes the diamond generated shape to adequately polish the edge. Polishing wheels can be pre-profiled with a hand held diamond tool to reduce break-in time.



## Edge Deletion Wheels

Edge deletion wheels feature a special composition to efficiently remove the Low-E coating from the periphery of glass panels to ensure optimum butyl adhesion. Each element of the composition affects the performance of the wheel.



## Salem Auto Series Wheels

Salem's new Auto series of Edge Deletion Wheels provides higher removal cutting capacity over the polyurethane bonds and extended longevity above the standard products being used in the industry today. These products are lightweight and require very little pressure to operate efficiently.

# ABRASIVES

## Sanding Belts & Discs

Salem's abrasive belts and discs are specifically designed for grinding glass. In all of these grinding applications, our belts and discs improve productivity by increasing the number of inches ground per belt or disc. They reduce surface damage and scratch patterns and do not deteriorate as quickly as other products. You not only receive more productivity from the abrasive itself but they also allow you to use your equipment more efficiently. There are fewer belt changes – less down time.

We have listed the most popular industry standard S181 sizes. Additional options and custom sizes are available upon request.

### Sanding Discs

Plain with Arbor Hole

Type	Size	Grit
WET/DRY	5 x 7/8"	60
		80
		100
		120
		220
		400
	600	
	CORK	
	6 x 3/4"	60
		80
		100
		120
220		
400		
600		
CORK		
6 x 7/8"	60	
	80	
	100	
	120	
	220	
	400	
600		
CORK		
7 x 7/8"	60	
	80	
	100	
	120	
	220	
	400	
600		
CORK		

### Sanding Discs

PSA

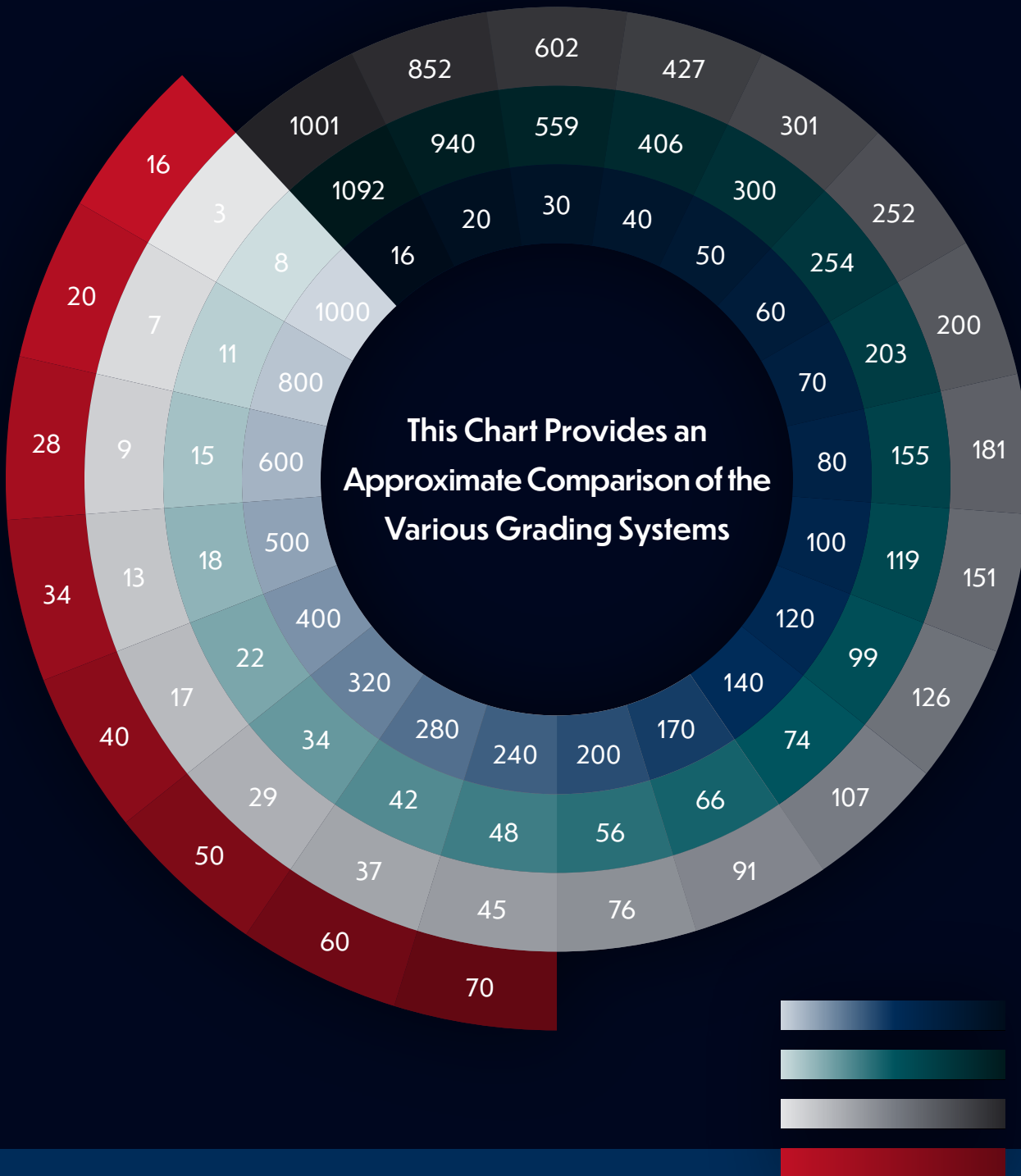
Type	Size	Grit
Wet/Dry	5"	60
		80
		100
		120
		220
		400
	600	
	CORK	
	6"	60
		80
		100
		120
220		
400		
600		
CORK		

## Sanding Belts

Industrial Cloth Backing

Type	Size	Grit
Wet/Dry	1 x 30"	60
		80
		100
		120
		220
		400
	600	
	CORK	
	1 1/8 x 21"	60
		80
		100
		120
220		
400		
600		
CORK		
Wet/Dry	3 x 21"	60
		80
		100
		120
		220
		400
	600	
	CORK	
	3 x 24"	60
		80
		100
		120
220		
400		
600		
CORK		
Wet/Dry	4 x 84"	60
		80
		100
		120
		220
		400
	600	
	CORK	
	4 x 106"	60
		80
		100
		120
220		
400		
600		
CORK		





**ANSI**  
American National Standards Institute

**FEPA**  
Federation of European Producers of Abrasives

**JIS**  
Japanese Industrial Standard

**Grit Size** – the grit size, or particle size, is determined by the approximate number of openings in the final screen used to size the grain. Grit is approximately equal to the number of grains that when laid end to end will equal one inch. On grit numbers, the larger the number, the smaller the particle size.

**Micron Size** – The micron number is an actual measurement of the particle. One micron is equal to one millionth of a meter. On micron numbers, the smaller the number, the smaller the particle size.

## Dressing Sticks

For metal bond diamond tools

Dressing sticks are vital to efficient diamond tool performance. We offer a complete line of dressing sticks, blocks and pumice stones to optimize the cutting or drilling characteristics of your diamond tooling. We also offer special tools to reshape composition polishing wheels.



## Dressing Tool

For dressing and shaping composition polishing wheels

A versatile hand tool used to redress and shape composition polishing wheels.

7/16" x 12" – nib style dressing tool ..... 2050-02-N  
6" x 2" x 1/4" – wheel dressing tool.....DT6214D



## Dressing Blocks

For metal bond diamond tools




Type	Size	Grit	Item #
Aluminum Oxide	3/16 x 2 x 8"	150	944-02T
	1/4 x 2 x 8"	150	941-02T
	3/8 x 2 x 8"	320	949-02T
	1/2 x 1/2 x 6"	150	940-02T
		220	960-02T
		400	922-02T
	1/2 x 8 x 12"	80	81212-02
3/4 x 3/4 x 2"	220	947-02	
3/4 x 4 x 12"	150	951-02	
Silicon Carbide	1/2 x 1/2 x 6"	80	925-02

Type	Size	Grit	Item #
Aluminum Oxide	6 x 10 x 1/4"	120	61014-02
	6 x 10 x 3/8"	120	61038-02
	6 x 10 x 1/2"	120	61012-02
	6 x 10 x 3/4"	120	61034-02

Custom and larger sizes available in different grit sizes.

## Diamond Tool Dressing Procedure

- 1 Soak dressing stick or block in coolant
- 2 Turn off coolant supply to diamond tool
- 3 Turn on diamond tool and allow to reach full-speed
- 4 Turn off diamond tool
- 5 Apply dressing stick to coating diamond tool, or in the case of core drills, lower bit into dressing block with enough pressure to slowly bring to a complete stop
- 6 Repeat if necessary




## Pumice Stones

For surfacing resin bond diamond and polishing wheels

Compressed white blocks of pumice used to dress and clean resin bond diamond wheels, composition and felt polishing wheels. The extreme friability of the pumice particles makes them ideal to gently but effectively remove embedded and glazed debris from the grinding or polishing surfaces of wheels.

60x60x90..... 9988



## Salem Alpha Alumina

Aluminum Oxide

A select group of precision graded fused aluminum oxide abrasive powders. Salem Alpha Aluminas are processed to extremely close tolerances to ensure uniform particle distribution and particle shape. These durable, sharp grains are proven in many industrial applications where superior finish and close dimensional controls are required. Salem Alpha Alumina is recommended for industrial lapping and pressure blasting applications and is the preferred abrasive for recirculating systems like Fratelli Pezza sandblasting machines.

Also available in a bag or drum.

### Typical Chemical Analysis

Aluminum Oxide	95.00%
Silica	0.02%
Iron Oxide	0.05%
Titania	0.04%

### Specifications

Crystal Structure	Blocky
Hardness - Mohs	9.0

Qty	Grit	Item #
50 lb Pails	60	AF106
	80	AF108
	100	AF110
	120	AF112
	150	AF115
	180	AF118
	220	AF122
	240	AF124
	320	AF132
	400	AF140
600	AF160	

## Salem Carbosil

Silicon Carbide

Salem Carbosil is an extremely hard and sharp high quality silicon carbide abrasive. Accurate milling and precise classification system yields a uniform grain shape and produces closely controlled particle size distribution curves. Carbosil fractures readily during use to provide new cutting surfaces resulting in fast stock removal rates on hard materials. Carbosil is recommended for industrial lapping and non-recirculating blasting applications.

Also available in a bag or drum.

### Typical Chemical Analysis

Silicon Carbide	98.00%
Free Silicon	1.00%
Iron Oxide	0.10%
Carbon	0.40%
Free Silica	0.02%

### Specifications

Crystal Structure	Hexagonal
Hardness - Mohs	9.5

Qty	Grit	Item #
50 lb Pails	40	AS204
	60	AS206
	80	AS208
	100	AS210
	120	AS212
	150	AS215
	180	AS218
	220	AS222
	240	AS224
	320	AS232
	400	AS240
	500	AS250
	600	AS260
1000	AS290	

# GLAZING SUPPLIES

## Salem Seal

Salem Seal is a high performance, non-staining 100% silicone sealant designed for interior and exterior glass applications.

- Great adhesion
- Non-sag
- Smooth consistency
- Excellent weather, ozone and chemical resistance
- Long life reliability
- Mildew resistant
- Low temperature flexibility and high temperature performance
- Meets FDA Regulation No. 21 CFR 177.2600, Federal Spec TT-S-00230C, NSF Standard 51, MIL-A-46106A Amend.2 and ASTM C-920

Aluminum .....	GS929CA
Black .....	GS929CBL
Clear .....	GS929CC
White.....	GS929CW
Clear - anti-mildew.....	GS929MRCC
4" Replacement Nozzle .....	929-18-NZ

Gray, Bronze and other colors available upon request.  
All silicones are sold in case quantities only.



## Gunther Mirror & More Cleaner

A superior all purpose mirror cleaner that is excellent in cleaning glass, porcelain, chrome, stainless steel, marble and appliances.

- Contains no vinegar or ammonia that can be harmful to mirrors
- Dissolves dirt, grease and most other deposits, leaving no film or streaks
- Environmentally safe, economical and refillable

Gunther Mirror & More Cleaner..... 930-18-DB



## Gunther Ultra Bond Mirror Mastic

A high quality adhesive formulated to provide a strong, permanent bond between electro-copper-plated glass mirror and various substrates.

Gunther Ultra Bond Mirror Mastic.....GM900C







3 4 4 3



## Impacto® Blackmaxx Blade

Offers a cost effective solution to vibration protection while incorporating superior slash protection. 60% Kevlar® and 40% cotton seamless knit material (7 gauge liner) with black chloroprene palm coating. Optimum dexterity and light-weight feel make Blackmaxx gloves ideal for use with sanders, grinders and materials with sharp edges glass and metal.

Medium ..... GLB0  
Large ..... GLB1  
XL ..... GLB2

EN 420:2003 | General requirements for gloves

EN 388:2003 | Protective gloves against mechanical risks

Numbers identify the performance level for abrasion, blade cut, tear, and puncture resistance respectively

## Black Foam Tape

108 ft roll - 1/16" x 1/2" ..... GT4B

216 ft roll - 1/32" x 1/2" ..... GTN2B



## Black Butyl Tape

25 ft roll - 1/8" x 1/2" ..... GTB206B



## Green Felt Tabs

10,000/roll - 5/8" square x 1/16" thick ..... FWT62



## Cork Tabs

25,000/roll - 3/4" square x 1/8" thick ..... FCT3418

11,667/roll - 3/4" square x 1/4" thick ..... FCT3414



## Fletcher Hand Cutters

Professional quality, with hardened steel cutting wheel. 120-degree cutting angle for easier scoring of single or double strength glass, built-in break-out notches & tapping ball.

- Fletcher #2 Gold Tip Ball End.....GC616
- Fletcher #1 Gold Tip Straight End.....GC615



## TOYO Hand Cutter

- TOYO Brass Straight Cutting Head.....GC601
- Replacement Head.....GC602



## Razor Blades

Single edged, individually wrapped and oil free.

- 100/box.....MR8



## Diamond Hand Pads

For touch-up work on glass

Perfect for hand lapping your glass surfaces for easy control and quick surface prep. The thick foam backing provides a comfortable ergonomic grip for long term grinding without fatigue.

- 70 .....D070-02
- 120.....D120-02
- 220.....D220-02
- 400 .....D400-02

## Rapid Rabbit

The Rapid Rabbit is a ruggedly built, versatile portable polisher. This high quality tool was built for years of trouble free operation in the shop or on the job site. The Rapid Rabbit is built from a powerful ¾ hp Milwaukee frame and is equipped with a 7" all natural felt wheel for polishing with cerium oxide.

Rapid Rabbit .....030-11



## Replacement Felt Wheel for Rapid Rabbit

Mirror Grade Wool - 7" x 2" x 1" .....FWM7

## Hand Fabrication Tools


For hole chamfering and scratch polishing

Contact Salem for more information.



## Glass Corner Protectors

This kind of inexpensive protection will pay for itself immediately by dramatically reducing glass breakage during handling, storage and shipping. Corner protectors are available in flexible and rigid styles and in color coded sizes to fit common glass sizes: 1/8" to 3/4".



1/8" Black - 3300/box - rigid ..... 118  
 1/4" Black - 2500/box - rigid ..... 114

3/8" Royal Blue - 1000/bag - flexible ..... 220927

1/8" Black - 1000/bag - flexible ..... 204048

1/2" Red - 1000/bag - flexible ..... 206338

3/16" Yellow - 1000/bag - flexible ..... 207763

3/4" Blue - 1000/bag - flexible ..... 206309

1/4" Clear - 1000/bag - flexible ..... 220926

1" Gray - 1000/bag - flexible ..... 220092

## Invisible Shield® PRO 15 Nano-Scale Glass Coating

Invisible Shield® PRO 15 nano-scale glass coating represents a major breakthrough in glass coating technology. It is a proprietary formula, ultra-hydrophobic glass coating that was developed after years of research to offer unmatched glass protection, durability and performance.

As a professional-grade, high performance, poly-siloxane, ultra-hydrophobic coating, PRO 15 durably seals and protects interior and exterior glass against wear, corrosion and degradation from environmental exposure. It was designed to be applied "in-line" by glass manufacturers and covalently bonds to flat glass, quickly and efficiently, to preserve and maintain the glass and prevent costly corrosion, degradation and damage.

- 32 ounce bottle..... UIS54215
- 5 gallon jug ..... UIS54246
- 54 gallon drum..... UIS53067

### Features and Benefits:

- Repels Water, Soil, Rust, Acid Rain, Minerals and Pollutants
- Prevents Excess Soiling, Staining & Corrosion
- Prevents Scratches up to 92.9%\*
- Makes Cleaning Faster, Easier and More Efficient
- Improves Glass Appearance and Clarity
- Saves Work, Repairs & Replacements
- Eliminates the Need for Chemicals and Abrasives (Green Cleaning Alternative- Use Water Only)
- UV & Abrasion Resistant
- Surfaces: Applicable for all types of glass: Windows, facades, partitions, doors, skylights, atriums, glass block, shower glass, mirrors, windshields and photovoltaic panels.

\*Test data available



In partnership with:



# LAMINATING SUPPLIES



## EVA Interlayer Film

Argotec™ EVA Interlayer Film is custom engineered from copolymer resin and is used as an interlayer sandwiched between two pieces of glass or plastic sheet.



### Features:

- High transparency
- High haze resistance
- Long-term protection against UV-aging, discoloration & weathering
- Blocks UV light below 380 nm
- Non-tacky matte finish
- No plasticizers to migrate or cause embrittlement
- Self-priming
- Traditional melt flow (TF) for standard laminated glass applications
- Crosslinked (cured) eliminates creep/cold flow
- High moisture resistance
- Sound barrier
- Packed in roll form

### Benefits:

- High tensile strength
- Excellent transparency
- Outstanding adhesion
- Good temperature performance
- Humidity durable

### Applications:

- Transportation glazing
- Architectural glazing:
  - Decorative glass for low temperature processing in glass to glass bonding
  - Switchable glass laminates for privacy at the click of a switch
  - "SMART" glass installations for adaptable and multi-functional space design

To ensure quality, digital camera inspection is used on all interlayer film production. Computerized systems can detect and document pin holes, voids, gels, wrinkles, streaks and dark or light contaminants as small as 0.3 mm. All interlayer extruders are housed in an atmospherically controlled hard walled white room. Each extrusion line is in its own ISO Class 7, soft walled clean room. **The result is the cleanest, most optically clear EVA interlayer film in the industry.**

#### 61" wide rolls

0.015" thick x 400' long – clear ..... LET61015  
 0.030" thick x 200' long – clear.....LET61030

#### 72" wide rolls

0.015" thick x 400' long – clear .....LET72015  
 0.030" thick x 200' long – clear.....LET72030

Additional options available upon request. Contact Salem for more information.

*All statements, product characteristics, and performance data contained herein are believed to be reliable based on observation and testing, but no representations, guarantees, or warranties of any kind are made as to accuracy, suitability for particular applications, or the results to be obtained. Nothing contained herein is to be considered to be permission or a recommendation to use any proprietary process or technology without permission of the owner. No warranty of any kind, expressed or implied, is made or intended.*



## EVA Tape

High-temperature polyester film tape used to mask off areas that don't require coating.

- 1" x 72 yrd.....PC30-1000
- 1-1/2" x 72 yrd.....PC30-1500
- 2" x 72 yrd.....PC30-2000
- 3" x 72 yrd.....PC30-3000

# WINDOW GLASS PRODUCTS

## Approved Cutting Fluids

Salem's line of cutting fluids are approved by both Guardian and Vitro for use on all of their Low-E coatings.

### STMCUT-14 cutting fluid

STM CUT-14 is a fast evaporative cutting fluid for use where very little to no residue is required. It is perfect for continuous cutting lines where the scored glass will be broken out immediately. STM CUT-14 is better suited for thinner window glass applications and Low-E coatings and it is clear in color. Both Guardian and Vitro have approved STM CUT-14 for all of their Low-E coatings.

1 quart bottle.....	STMCUT14-Q
1 gallon jug.....	STMCUT14-G
5 gallon pail.....	STMCUT14-P
55 gallon drum.....	STMCUT14-D

### STMCUT-8 cutting fluid

STM CUT-8 is an evaporative cutting fluid for use where very little to no residue is desired. It is formulated for use mainly in the window industry where Low-E cuttings are utilized. STM CUT-8 is considered a medium-to-medium-fast evaporative cutting fluid and is clear in color. Both Guardian and Vitro have approved STM CUT-8 for all of their Low-E coatings.

1 quart bottle.....	STMCUT8-Q
1 gallon jug.....	STMCUT8-G
5 gallon pail.....	STMCUT8-P
55 gallon drum.....	STMCUT8-D



## Edge Deletion Wheels

Edge deletion wheels feature a special composition to efficiently remove the Low-E coating from the periphery of glass panels to ensure optimum butyl adhesion.

203x11x76.2ah – AR80 auto series.....	WA111P	203x20x76.2ah – B80 series.....	W8B8
203x20x76.2ah – AR80 auto series.....	WA113P	200x20x76.2ah – B46 series.....	W820B46
203x10x76.2ah – B80 series.....	W8B81	200x22x76.2ah – B46 series.....	W822B46
203x12x76.2ah – B80 series.....	W8B82		

Additional options available. Contact Salem for more information.

See more about our Edge Deletion Wheels on page 57.

## Material Handling

Salem offers full lines of glass transportation and storage solutions from Wood's Powr-Grip™, Groves Incorporated and Gorbel®.

Below we have featured a few of our popular solutions. For a more detailed look at our material handling offerings, including our jib and overhead crane systems from Gorbel®, see our Material Handling section starting on page 70.




### Vacuum Hand Cups

Wood's Powr-Grip™ vacuum hand cups help you safely move glass and other awkward loads, while protecting the material's surface from damage.

8" Flat – ABS (plastic) handle – 125 lb.....	GN4000
8" Flat – metal handle – 125 lb.....	GN4950
9" Flat – metal handle – 150 lb.....	GN5450
10" Concave – metal handle – 175 lb.....	GN6450

Ask about our Wood's cup exchange program.



### MRT4 Lifter Series

With three frame configurations, 90° tilt and continuous 360° rotation, this Wood's Powr-Grip™ vacuum lifter delivers maximum versatility and range of motion in the shop or at the construction site.

Rotator/Tilter 500 (DC).....	MRT49DC
Rotator/Tilter 700 (DC).....	MRT411LDC
w/ Intelli-Grip™.....	MRT411LDC3



### Harp Rack

This Groves Incorporated harp rack has a gray powder coated finish and uses thick, high density polyethylene on the floor to provide easy sliding of glass and a non-stick surface for insulated glass. It includes 4 non-marking swivel casters, rated at 1000 lbs. capacity each, and 2 front foot locks for stability.

80" W x 48" D.....	HR-4860
--------------------	---------

## Dual-Belt Glass Seamers

Complete your glass tempering and fabrication line with a dual-belt glass seamer from Salem Fabrication Supplies. Expedite the fabrication process by seaming rough glass edges quickly and cleanly before starting the tempering processes. We have options for both wet and dry applications.


4x106 in – wet..... KS-HHH106W  
 4x106 in – dry..... KS-HHH106D

Optional ball caster table available. Contact Salem for more information.

### Specifications:

- Working Envelope: 26x73x50 in
- Weight: 557 lbs
- Working Height: 33-37 in
- Belt Size: 4x106 in
- Power Supply: AP 220/440V 1P 50/60Hz

See more about our Dual-Belt Glass Seamers on page 76.



## Sanding Belts & Discs

Salem’s abrasive belts and discs are specifically designed for grinding glass. In all of these grinding applications, our belts and discs improve productivity by increasing the number of inches ground per belt or disc. They reduce surface damage and scratch patterns and do not deteriorate as quickly as other products. You not only receive more productivity from the abrasive itself but they also allow you to use your equipment more efficiently. There are fewer belt changes – less down time.

We carry a full line of industry standard S181 sizes as well as custom sizes available upon request. See more on page 58.

## Full Insulated Glass Line and Tempering Furnaces

Our **HHH Equipment Resources** machinery division offers a comprehensive line of machinery from manufacturers with a worldwide proven track record of performance and value. Optimize efficiency and functionality with our premium Tempering Furnaces along with our full Insulated Glass Line. Our machinery is specifically designed to reduce downtime, improve quality and upgrade your expectations for productivity.

Our **HHH Equipment Resources** team is driven by our commitment to exceeding customer expectations. When you partner with us, you receive a powerful combination of high-quality equipment and machinery, and unmatched service and support.

Below we have featured select equipment from our insulated glass line. See more about our **HHH Equipment Resources** division and our full line of machinery starting on page 78.



### Vertical Washer

This 3-in-1 washer loads, washes and dries insulated glass. It automatically detects glass thickness and adjusts accordingly. Three pairs of brushes and air-knives work with the high-pressure blower to remove all contaminants for impeccable glass.



### Desiccant Filling Station

This filling station offers a fully automated drilling, filling and butyl sealing process. Additionally, the operation panel enables you to adjust height and select from two head types.



### Butyl Extruder

Precision temperature control reduces pre-heat and discharge time while also saving on power consumption. Glass is kept clean with circular, coated rollers.

# MATERIAL HANDLING



## Wood's Powr-Grip™ Vacuum Hand Cups

Our Wood's Powr-Grip™ (WPG) vacuum hand cups help you move production materials, hard-to-handle appliances and other awkward loads, while protecting the material's surface from damage. These hand-held WPG cups employ the force of atmospheric pressure to grip a surface. A finger-operated vacuum pump removes the air from between the load and the rubber vacuum pad; atmospheric pressure then holds the vacuum cup in place with incredible force. Whatever the job is, you can work with confidence because WPG's patented red-line indicator shows when a vacuum cup is securely attached to the material and will alert you if the vacuum level decreases.



- 8" Flat Vacuum Hand Cup – ABS (plastic) handle – 125 lb capacity .....GN4000
- 8" Flat Vacuum Hand Cup – metal handle – 125 lb capacity .....GN4950
- 9" Flat Vacuum Hand Cup – metal handle – 150 lb capacity .....GN5450
- 10" Concave Vacuum Cup – metal handle – 175 lb capacity .....GN6450

Salem Fabrication Supplies offers an **exchange service** to keep cups in top operating condition. Regardless of its condition, a cup may be returned to Salem in exchange for a re-manufactured vacuum cup of the same model at a reduced cost (note that the GN4000 ABS handle would be exchanged for E4950 metal handle). This service relies on a continued source of parts to recondition so a re-manufactured vacuum cup is only available in exchange for another cup. Re-manufactured (exchanged) vacuum cups meet exacting factory specifications and pass the same tests as a new product.

### EXCHANGE PROGRAM:


- 8" Flat Vacuum Hand Cup – metal handle – 125 lb capacity..... E4950
- 9" Flat Vacuum Hand Cup – metal handle – 150 lb capacity .....E5450
- 10" Concave Vacuum Cup – metal handle – 175 lb capacity..... E6450



## MRT Dolly

Designed for use with a Wood's Powr-Grip™ model MRT4 or MRTA8 lifter, this option provides an easy way to move the lifter around a job site.

- Lifter and Extension Arm Mounts: Hold equipment in place securely with cotterless hitch pins
- Compact Design: Allows storage of a lifter in tight spaces
- Solid-Core Tires: Hold up to the rigors of regular use and require minimal maintenance – won't go flat!
- Built-In Handles: Make it easier to lift into or out of a vehicle when not in use – the fixed axel can be used as a handle, too



MRT Dolly..... 98790

California Residents:

**WARNING** Cancer and/or Reproductive Harm – [www.p65Warnings.ca.gov](http://www.p65Warnings.ca.gov)



## Intelli-Grip™

Employing state-of-the-art technology, Intelli-Grip™, by Wood's Powr-Grip™, automatically monitors vacuum and power systems to:



1. Maximize productivity
2. Help reduce human error
3. Simplify maintenance and repairs
4. Protect employees and property from harm

- Automatic self-testing ensures lifter is ready for use, every lift.
- Color display provides critically relevant information at a glance.
- Anticipates threats and alerts operator beforehand with clearly visible and audible warnings.
- Smart power management enables lifter to work longer on a single charge.
- Continuously monitors battery and prevents lifter from attaching to loads if energy is hazardously low.
- Multiple alarm levels plainly identify the severity of hazards.



## Quadra-Tilt™ Rotator 1400 (DC)

In addition to Intelli-Grip™ technology and Wood's Powr-Grip™ innovative Quadra-Tilt™ linkage, this DC-powered vacuum lifter features a dual vacuum system and power loss warning buzzer for added safety, a high-flow vacuum pump and blow-off for greater productivity, and reduced power consumption for extended time on the job site.

The Quadra-Tilt™ vacuum lifters feature an innovative four-bar tilt mechanism that significantly reduces the effort of tilting heavy loads between flat and upright positions. The MRTA811LDC3 vacuum lifter also features Powr-Grip's dual vacuum system, 360° manual rotation, (re)movable vacuum pads and extension arms that accommodate a variety of load sizes and shapes.

This lifter's Dual Vacuum System features two completely independent vacuum circuits, allowing the vacuum lifter to maintain the vacuum level for one circuit even if an unexpected vacuum loss occurs in the other one.




Quadra-Tilt™ Rotator 1400 (DC) w/ Intelli-Grip™ ..... MRTA811LDC3

## Low-Profile Manual Rotator/Tilter 1100 (DC)

Along with DC power, a dual vacuum system and Intelli-Grip™ technology, this Powr-Grip™ rotator/tilter features a highly adaptable pad frame and a remarkably low profile, for maximum flexibility in handling loads between buildings and scaffolding or similar tight work locations.

Low Profile Manual Rotator/Tilter 1100 (DC) w/ Intelli-Grip™ ..... MRTALP811LDC3



California Residents:

**WARNING** Cancer and/or Reproductive Harm – [www.p65Warnings.ca.gov](http://www.p65Warnings.ca.gov)

## MRT4 Lifter Series

With three frame configurations, 90° tilt and continuous 360° rotation, this Wood's Powr-Grip™ vacuum lifter delivers maximum versatility and range of motion in the shop or at the construction site.

Dual vacuum models are now available with Intelli-Grip™ technology, automatically monitoring vacuum and power systems to maximize safety and efficiency while simplifying maintenance and repairs.

- Rotator/Tilter 500 (DC) ..... MRT49DC
- Rotator/Tilter 700 (DC) ..... MRT411LDC
- Rotator/Tilter 700 (DC) w/ Intelli-Grip™ ..... MRT411LDC3



## P1 Lifter Series

In addition to a modular design, this Wood's Powr-Grip™ vacuum lifter provides 180° rotation and 90° tilt, for expandability and a full range of load motion at the installation site or on the shop floor.

Channel Lifters are comprised of one or more Pad Channels and interchangeable Lift Frames for manually rotating and tilting materials. These vacuum lifters may be ordered as complete units or as individual components to expand existing Channel Lifter systems. Lift Frames are available in single-channel or double-channel styles. Pad Channels can be switched from one frame to another in minutes.

Dual vacuum models are now available with Intelli-Grip™ technology, automatically monitoring vacuum and power systems to maximize safety and efficiency while simplifying maintenance and repairs.

- Channel Lifter 700 (DC) ..... P11104DC
- Channel Lifter 700 (DC) w/ Intelli-Grip™ ..... P11104DC3

## Low-Profile Manual Rotator/Tilter 1100 (DC) w/ Pad Channel

With a dual vacuum system, 1100 lbs (500 kg) load capacity, removable pad frame extensions and a remarkably low profile, this Wood's Powr-Grip™ rotator/tilter provides maximum versatility and ease of use in tight work locations.

This lifter is now available with Intelli-Grip™ Technology, automatically monitoring vacuum and power systems to maximize safety and efficiency while simplifying maintenance and repairs. Its Dual Vacuum System features two independent air-line circuits to reduce risk of workplace accidents.

- Low-Profile Manual Rotator/Tilter 1100 (DC) w/ Pad Channel and Intelli-Grip™ ..... MRTALPCH611LDC3



## Manual Rotator/Power Tilter (AC)

Equipped with powered 90° tilt and continuous 360° manual rotation, this Wood's Powr-Grip™ rotator/power tilter features 1000 lbs load capacity and blow-off for quick release (approx. 3 sec.), and can perform 60 tilts per hour (approx. 9 sec. for a 90° tilt).

The MRPT89AC vacuum lifter is shown with optional telescoping pad arms, vacuum loss warning buzzer and individual pad shutoffs.

- Manual Rotator/Power Tilter 1000 (AC) ..... MRPT89AC



California Residents:

**WARNING** Cancer and/or Reproductive Harm – www.p65Warnings.ca.gov



# GORBEL®

A C L A S S A B O V E

Gorbel® has over 30 years experience providing overhead handling solutions to customers in a wide range of industries. We have a comprehensive line of Crane Technology products, including work station bridge cranes, patented track cranes, I-beam jib cranes, gantries, and work station jib cranes. We also have an exciting line of Ergonomic Lifting products, featuring our G-Force® Intelligent Lifting Device, our Easy Arm® Intelligent Lifting Arm, and our G-Jib®. Finally, our Tether Track™ Fall Arrest Safety Systems provide a turn-key fall protection solution that exceeds OSHA safety standards.

Salem represents the complete line of Gorbel® crane systems.


## Work Station Bridge Cranes

- Free Standing
- Ceiling Mounted
- Enclosed Track Monorail



## Cleveland Tramrail Cranes

- Free Standing Tarca® Systems
- Ceiling Mounted Tarca® Systems
- Cleveland Tramrail® Underhung Systems
- Cleveland Tramrail® Monorails



## I-Beam Jib Cranes

- Free Standing
- Mast Type



## Enclosed Track Jib Cranes

- Free Standing



## Articulated Jib Cranes

- Free Standing
- Ceiling Mounted
- Free Standing PIVOT PRO



## Gantry Cranes

- Fixed Height
- Adjustable Height
- Aluminum





### Six Wheeled Fabrication Cart

- Heavy duty rubber is mounted on the base and the uprights to help prevent slipping and damage to the material
- Ratchet straps are provided to secure material to the cart
- Heavy duty powder coated finish



3,200 lb capacity  
 48" L x 28" W x 47" H ..... FC-48  
 82" L x 28" W x 73" H ..... FC-82

### Multi-Purpose Glass Storage System

- Store loose lites, insulated glass, tempered glass, plastic sheets, shower doors and more – the center rail with easy slide must be used to support the glass when sliding individual pieces in and out of the racks
- Optional Easy Slide, a low friction material, is mounted to the rails and posts for ease of sliding products in and out
- Outside rails have 2" square holes spaced 4" apart on the top and a steel plate with identical holes is welded and boxed inside the rails, 1" up from the bottom
- 2" square tube posts

OPENINGS	PART#
5 ft ..... 4	.....4PAK
10ft.....9	.....9PAK
20ft.....19	.....19PAK
50ft.....49	.....49PAK
5 ft ..... 4	.....4PAKES
10ft.....9	.....9PAKES
20ft.....19	.....19PAKES
50ft.....49	.....49PAKES



### Transport Rack

- Designed for transporting and storing product in your shop or on the job
- Fork lift hoops mounted on sides
- Bottom pads and uprights have full length rubber strips
- Quick release mounting pins change the Transport Rack from mobile to stationary in less than a minute with the optional CK-4 Caster Kit
- Hot dip galvanized finish

4,000 lb capacity  
 82" L x 44" W x 58" H ..... TR-4482  
 96" L x 44" W x 70" H ..... TR-4496  
 Optional Caster Kit.....CK-4



\*Shown with optional caster kit CK-4

### Foldable A-Frame

- Heavy duty powder coated finish
- Ledge Length 20.5"
- 6" spread on top of the "A"



24,000 lb capacity  
 60" L x 60" W x 58" H ..... FAF60

### Heavy Duty Transport Rack

- Four hold down ratchet straps secure load
- Four adjustable safety posts provide for safe removal of unstrapped loads that may shift unexpectedly
- Safety posts are stored at the end of the A-Frame during transport



10,000 lb capacity  
 96" L x 48" W x 88" H ..... TR-10  
 Optional caster kit.....CK-8000

### Glass Cutting Table

- Plywood will be mounted to the top and bottom shelf
- Two rigid and two swivel brake 5" casters
- Gray powder coat finish
- Shelf height is 16" from the floor

84" L x 48" W x 36" H ..... GCT-4884



### Economy Transport Rack

- Fork lift hoops mounted on sides
- Includes hold down straps to secure material to cart
- Bottom pads and uprights have full length rubber strips
- Heavy duty powder coated finish

3,600 lb capacity  
 84" L x 36" W x 57" H ..... ETC-8448  
 84" L x 35" W x 67" H .....ETC-8460





### Heavy Duty Shop Cart

- The HDSC48 uses 5" casters, two rigid and two swivel with brake, rated at 1,000 lbs. each
- Ratchet straps are included to secure load
- Pull handle mounted on one end for maneuverability
- Heavy duty powder coated finish for long lasting durability

4,000 lb capacity  
 54" L x 38" W x 48" H..... HDSC48  
 84" L x 40" W x 48" H..... HDSC8448  
 84" L x 40" W x 72" H..... HDSC8472



### Single Sided Shop Cart

- 36" load height
- 7" ledge depth
- 10" diameter semi-pneumatic tires and 5" diameter swivel locking casters
- Neoprene rubber on uprights and base
- Heavy duty powder coated finish

2,000 lb capacity  
 40" L x 24" W x 45" H.....SSSC-4036  
 40" L x 24" W x 41" H.....BB-40

### Heavy Duty Fabrication Table

- Durable rubber is mounted on the top of the table to protect material
- Freestanding units come with four legs that have leveling feet
- Heavy duty powder coated finish for long-lasting durability



600 lb capacity  
 84" L x 24" W x 43" H  
 Freestanding.....HDT84F  
 Mobile.....HDT84M

### Tilt Table Cart

- Four swivel 5" diameter casters
- Four heavy duty foot operated locks prevent movement while fabricating
- Heavy duty powder coated finish

600 lb capacity  
 72" L x 32" W x 36" - 42" adj. height..... TT3272



### Fabrication Table

- Rubber is mounted on top and the sides where the carts clamp together
- Two built-in end clamps hold the tables together
- Four heavy duty 5" diameter swivel casters
- Four foot operated locks hold the table in place
- Heavy duty powder coated finish for long lasting durability

600 lb capacity  
 60" L x 25" W x 42" H.....DT2560

### Harp Rack

- Uses thick High Density Polyethylene on the floor for easy sliding of glass and provides a non-stick surface for insulated glass
- Includes 4 non-marking swivel casters rated at 1000 lbs. capacity each
- Two foot locks mounted in front for stability
- Gray powder coated finish

80" W x 48" D.....HR-4860



### Fork Lift Boom

- Boom is designed for use on forklift trucks
- When fully extended, the boom has a reach of 98"

62" L x 22" W x 15" H when retracted &  
 102" L x 22" W x 18" H when extended..... FLB



### Glass Slings

- Workloads are rated 9,600 lbs. per sling in a vertical lift
- The inside of slings and horizontal straps are covered with reinforced PVC coated material to help prevent cutting
- Made with 3" wide polyester webbing which minimizes elongation to 3% or less
- Velcro straps prevent slings from shifting on beam when not under load



78" long sling for glass 36" - 54" high.....78S  
 108" long sling for glass 60" - 84" high.....108M  
 124" long sling for glass 72" - 100" high.....124L  
 160" long sling for glass 130" - 204" high.....160J

# EQUIPMENT AND SERVICE

## Dual Belt Glass Seamers

Complete your glass tempering and fabrication line with a dual-belt glass seamer from Salem Fabrication Supplies. Expedite the fabrication process by seaming rough glass edges quickly and cleanly before starting the tempering processes. We have options for both wet and dry applications.

4x106 in – Wet Dual Belt Glass Seamer .....KS-HHH106W  
4x106 in – Dry Dual Belt Glass Seamer .....KS-HHH106D

### Features:

- High transparency
- Power Connection Method: Circuit Breaker + Magnetic Switch/Overload
- Motor HP: 1HP \* 2EA
- Exchange Device for Belt: Tension Spring
- Pulley Material: Crown Pulley AL + NBR coating
- Pulley Type: Pulley + Spindle in rotation together
- Optional caster table available

### Specifications:

- Working Envelope: 26x73x50 in
- Weight: 557 lbs
- Working Height: 33-37 in
- Belt Size: 4x106 in
- Power Supply: AP 220/440V 1P 50/60Hz



## Marker 101 T / 301 T

### Manual Marking Machine

These **manual** sand-jet marking machines have been designed as **portable** units that enable the operator carry out the marking operation on glass panels that have already been installed. These units are equipped with a built-in dust filter and an abrasive material container. The steel mask, on which the logo/mark is engraved, can be rotated so that the desired mark can be placed in any position.

Marker 101T – max marking area Ø of 25 mm .....MM101T  
Marker 301T – max marking area Ø of 30 mm .....MM301T



**FPE**  
FRATELLI PEZZA

## Easy Marker EV / EV 30

### Automatic Marking Machine

These **automatic** sand-jet marking machines have been designed to be used in a **vertical** production line and are suitable for serial production. The steel mask, on which the logo/mark is engraved, can be rotated and the position of the gun head can be adjusted by the operator – allowing the desired mark to be placed in different positions and at different heights. The gun head is oscillating, enabling this piece of equipment to be used with all types of vertical glass working machinery – bevelers, double edging machines, washing machines, tempering lines, etc. The Easy Marker EV speeds up the marking process and provides high quality engraving for a non-fading logo/mark.

Easy Marker EV – max marking area Ø of 25 mm .....EASYMARKEREV  
 Easy Marker EV 30 – max marking area Ø of 30 mm .....EASYMARKEREV30



## Easy Marker Up / Up 30

### Automatic Marking Machine

These **automatic** sand-jet marking machines have been designed to be used in a **horizontal** production line and are suitable for serial production. The steel mask, on which the logo/mark is engraved, can be rotated and the position of the gun head can be adjusted by the operator – allowing the desired mark to be placed in different positions and at different heights. The gun head is oscillating, enabling this piece of equipment to be used with all types of vertical glass working machinery – bevelers, double edging machines, washing machines, tempering lines, etc. The Easy Marker Up speeds up the marking process and provides high quality engraving for a non-fading logo/mark.

Easy Marker UP – max marking area Ø of 25 mm .....EASYMARKERUP  
 Easy Marker UP 30 – max marking area Ø of 30 mm .....EASYMARKERUP30



## Easy Marker

### Semi-Automatic Marking Machine

This **semi-automatic** sand-jet marking machine has been designed to be used in a **vertical** production line with other glass processing machinery such as double glazing systems, washing machines or tempering lines. It allows you to place the desired logo/mark on the glass in the same position every time. It is an extremely flexible device and can be positioned at any point on the production line. The height is adjustable and the marking gun head can be tilted to work with all types of glass processing machinery.

Easy Marker – max marking area Ø of 25 mm .....EASYMARKER





# EQUIPMENT Resources

**Salem Fabrication Technologies Group** is dedicated to providing top-of-the-line machinery to the flat glass industry.

Our **HHH Equipment Resources** division now handles all machinery sales, installation, maintenance and repairs. With a wide selection of equipment lines from industry-leading brands such as North Glass, Zafferani, Fratelli Pezza and Denver, HHH has the machinery you need for your glass fabrication process.

## REDEFINE PRODUCTIVITY

**HHH Equipment Resources's** comprehensive line of equipment is an elite group chosen from manufacturers with a worldwide proven track record of performance and value. Our machinery is specifically designed to **reduce downtime, improve quality and upgrade your expectations for productivity.**

## REDEFINE PARTNERSHIP

**HHH Equipment Resources's** team is driven by our commitment to exceeding customer expectations. When you partner with us, you receive a powerful combination of **high-quality equipment and machinery, and unmatched service and support.**

## REDEFINE SUPPORT

**HHH Equipment Resources** offers superior U.S.-based technical service with **the largest technician team – feet on the ground – in North America.** We have the knowledge and expertise to optimize your machine's performance and life.

# THE DIFFERENCE IS CLEAR.



# KODIAK MACHINERY LINE

## Introducing a New Standard in Glass Fabrication

Over 100 years of glass processing equipment and supplies knowledge and expertise come together to bring you this NEW line of high-quality, heavy-duty edgers, edger/miterers and bevelers. The Kodiak line, from HHH Equipment Resources, offers exceptional edge quality, competitive production speeds and a proven track design.

Built for continuous operation, the Kodiak machinery line, along with our robust premium tooling setups, will redefine your standards of productivity.

10 Cup Wheel Edger ..... Kodiak 10  
 10 Cup Wheel Edger/Miterer ..... Kodiak 10-45  
 12 Cup Wheel High-Speed Edger ..... Kodiak 12HS

14 Cup Wheel Edger/Miterer ..... Kodiak 14-45  
 11 Wheel Beveler ..... Kodiak 371

## Track Elements

The Kodiak machinery line features a caterpillar type track system. The cast aluminum track sections are made of linking elements fitted on special bearings. The track motion is performed by gears, without chains, for high precision and a very long life.

These machines also feature riveted back track pads that are coated with 7 mm of thick rectified rubber – allowing for multiple grindings and longer element and track usage. The riveted front track pads are coated with a special grooved rubber able to firmly grip small pieces of glass and to compensate slightly for uneven glass surfaces.

## Electrical Control

The Kodiak machine electronic control components feature a sticker marking the function which makes it easy for personnel to find and repair any problems that may arise over time. The components are CE/UL certification standard, from well-known manufacturers such as Schneider and Omron, allowing excellent and stable performance.

## Display Screen

The Kodiak Machinery line features a 10" screen can display: glass thickness, machine speed, flowing light for leading edge location, polishing, lubrication time, finished quantity of the work piece and production report of the day/month/year, etc. The display is also intuitive and easy to operate.

## Built Tough

The Kodiak machines weigh in at 12,000 lbs, on average, and feature heavy-duty 77 lb spindles. These robust machines are designed to handle large lites of glass.

Contact us today for more information on this exciting new line of machinery.



# KODIAK

# GLASS FABRICATION EQUIPMENT

## We Have What You Need

HHH Equipment Resources, the glass processing machinery division of Salem Fabrication Technologies Group, is fully dedicated to providing the right glass processing machines for your fabrication process. With a wide selection of glass edgers, bevelers, CNC work centers, mills, drills, insulating glass lines, glass handling robotics, sandblasting glass equipment and tempering furnaces, from industry-leading brands such as North Glass, Zafferani, Fratelli Pezza and Denver, HHH has the machinery you need for your glass fabrication process.

See our full line up at [HHHGlassEquipment.com](http://HHHGlassEquipment.com)




- CNC Machining Centers
- Glass Cutting Systems
- Glass Drilling Machines
- Glass Edging and Polishing
- Glass Laminating Systems
- Glass Lifting Equipment
- Glass Sandblasting Machines
- Glass Washing Machines
- Glass Water-Jet Cutters
- Horizontal Glass Grinding Machine
- Industrial Water Filtration Systems
- Tempering Furnaces

## Need to Speed up Production?

Looking to build an automated machine island? Our glass machinery specialists can find the right equipment to meet your needs and fit the configuration of your shop floor. To keep your systems clean and operational, HHH has water filtration systems of different profiles to work within your production line. HHH also provides other equipment such as cutting tables and glass handling and lifting equipment to make the storage and transport of finished and mid-process materials safe and efficient.

Contact us today for more information.



# TECHNICAL SERVICE AND SUPPORT

## Set Yourself Up for Success

### Cut Costs and Increase Revenue!

Maintaining your machinery can save you from costly downtime and expensive rebuilds. HHH Equipment Resources offers preventative maintenance agreements, tailored to your needs, for tempering furnaces and glass fabrication equipment.

With the largest technician team – feet on the ground – in North America, we have the knowledge and expertise to optimize your machine's performance and life. And, with predetermined maintenance costs you'll never be caught off guard.

See more at [HHHGlassEquipment.com](http://HHHGlassEquipment.com)



## Master Service Agreements

### Tempering Furnaces

Protect your tempering furnace and your business by working with the HHH technical team to determine the planned maintenance agreement that's right for you. Your maintenance plan is customized based off your business goals, facility size, machinery and workforce. Benefits of scheduled furnace maintenance include:

- Reduced downtime costs
- Increased productivity
- Mitigated order backlogs
- And more

### Fabrication Equipment

HHH Equipment Resources also offers preventative maintenance agreements for all glass fabrication equipment. Keep your production at peak capacity, get remote and in-person support service, and get discounts on parts and labor – all from a U.S.-based team. Sustain high glass production without skipping a beat.

We don't care about the brand of your machine – we service them all – ANY make and model.

**THE  
DIFFERENCE  
IS CLEAR.**





The logo for SALEM FABRICATION SUPPLIES is centered on a dark gray background with a faint, large-scale geometric pattern of overlapping triangles. The word "SALEM" is written in a large, bold, white sans-serif font. The letter "A" is replaced by a stylized graphic consisting of a white triangle at the base, a red triangle pointing upwards from the top vertex, and a light blue triangle pointing downwards from the top vertex. Below "SALEM", the words "FABRICATION SUPPLIES" are written in a smaller, white, all-caps sans-serif font.

**SALEM**  
FABRICATION SUPPLIES

# SALEM

FABRICATION TECHNOLOGIES GROUP

SALEM  
FABRICATION SUPPLIES

HHH  
EQUIPMENT  
Resources

With sales and technical teams that span across the USA, Canada and Mexico,  
**Salem Fabrication Technologies Group, Inc.** helps you  
**GO BEYOND THE EDGE**



▲ Regional Sales Offices



### North Carolina – HQ

5901 Gun Club Road  
Winston-Salem, NC 27103

Office: 800.234.1982 | 336.766.1104



### California

10125 Shoemaker Avenue  
Santa Fe Springs, CA 90670

Office: 800.445.6339 | 562.944.6155



### Pennsylvania

2330 Greensburg Road  
New Kensington, PA 15068

Office: 724.212.3749



### Washington

3801 NE 109th Ave, Suite C  
Vancouver, WA 98682

Office: 360.993.5644



### Ontario – Canada

Greater Toronto Area  
Office: 844.858.7444

[www.SalemFTG.com](http://www.SalemFTG.com)

Salem Fabrication Supplies and HHH Equipment Resources are divisions of Salem Fabrication Technologies Group, Inc. | We Are 100% Employee Owned